

國立政治大學
從選題到發表，善用
Scopus 與 SciVal 提升
並達成您的研究目標

2025.09.17

Stephanie Su, 客戶成功經理




ELSEVIER



Advancing human progress together

課程大綱

- 1** Scopus, Scopus AI & SciVal 簡介
- 2** 了解研究趨勢，鎖定研究主題
- 3** 評估篩選合適投稿期刊
- 4** 拓展研究人脈網路，評估有效合作團隊
- 5** 用戶資源



研究過程更有策略 達成研究目標

善用 Elsevier 研究工具，完整輔佐研究過程

鎖定研究主題

了解優勢研究領域以及該領域研究趨勢及熱門主題

建立研究團隊

透過相同領域及 Elsevier 指紋引擎搜尋優秀人才

評估研究團隊潛力

建立研究團隊並評估研究合作效益

擬定研究計畫

尋找研究缺口及評估研究主題趨勢

開始研究過程

搜尋優質研究及評估篩選合適投稿期刊

Scopus: 全面、多學科、可信賴的摘要和引文資料庫



**7+
thousand**
出版社



29.1+ thousand
期刊



426+ thousand
書籍



25.3+ million
開放取用文獻

2.6+ billion
cited references dating back to 1970



102.6+ million
紀錄



21.9+ million
作者檔案



94+ thousand
機構檔案

我們的工具如何維護品質？

重新評估政策



值得信賴的高品質內容



編輯和策展政策

先進的 Scopus AI 平台



RAG融合



結構化搜尋



提示工程



反射層

先進的 Scopus AI 平台



品質評估框架



有害評估框架



人為監督

遵守負責任的 AI 原則和數據隱私政策



負責任地開發



資料隱私

Scopus AI 包含哪些回應內容？



Summary 摘要

高層次、完整引用的摘要，並包含工具對回覆信心水準的指引



Expanded Summary 擴展摘要

使用 RAG Fusion 的延伸引用摘要，從多個角度探索每個查詢



Go Deeper 深入問題

一系列提示，幫助你持續探索與學習



Concept Map 概念圖

可點擊的視覺化圖表，利用關鍵字提供議題空間的全景視角



Foundational Documents 基礎文獻

列出啟發摘要中引用文章的具影響力論文



Topic Experts 主題專家

所選領域的頂尖研究者（依相關出版量排序）



Emerging Themes 新興主題

提供議題概覽，幫助識別研究領域中的主題與潛在機會



Deep Research 深度研究報告

多頁分析報告，提供洞見與想法，助你推進研究——適合複雜或開放性問題



Conversational follow-up 對話式跟進

自由文字欄位，可輸入後續問題，深入挖掘研究



Recent Conversations 對話歷史

自動生成你所有先前查詢的列表，隨時可恢復現有搜尋

Deep Research 是一款 AI 代理人工具， 旨在模擬人類思考的部分過程

它能夠自主拆解問題，並在 **Scopus** 的同儕審查內容中挖掘答案，同時解讀結果，並依需求調整分析方式。

研究發現與由此產生的洞見，將以一份具有層次感、附帶完整參考資料的報告形式呈現。

這才只是開始


請持續關注 **Deep Research** 在 2025 年下半年帶來的更多新發展

ELSEVIER

Scopus AI

Explore topics and discover relevant references since 2003

Ask research questions to generate a detailed report, try being very specific.

☒ Deep research 

Deep research examples

- ↳ How can multi-agent systems be optimized to reduce latency and improve reliability in large-scale real-time collaborative platforms?
- ↳ What are the long-term cognitive and behavioral effects of AI-generated educational feedback on middle-school students' learning outcomes?
- ↳ To what extent can voice-based emotion recognition systems improve patient trust and diagnostic accuracy in remote mental health care?

SciVal 簡介

SciVal 提供量化的獨到見解，豐富本地知識以及支持研究策略、評估和成功資金補助。

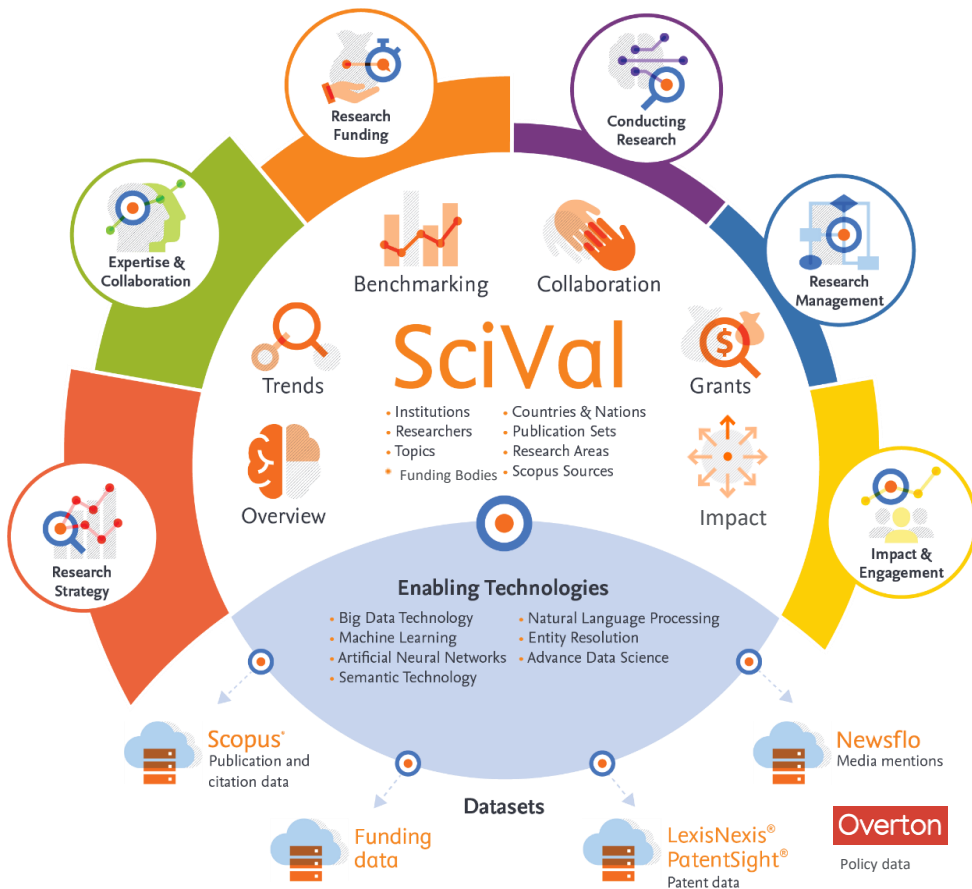
可分析標的物

來自超過 230 多個國家中 24,000 多所機構

- 17+M 研究者
- ~ 96,000 主題
- 研究領域
- 文獻集
- Scopus 資料來源

超過 300 兆個指標數值

數據 每周更新



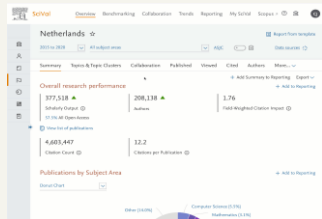
提供策略見解，幫助你的研究計畫蓬勃發展

透過 **SciVal**，您可以探索來自全球 **234** 個國家的數千家研究機構及其相關研究人員的研究表現。這使您能夠直觀地了解研究表現，進行同儕比較，建立策略性合作夥伴關係，識別和分析新興研究趨勢，以及製作獨特的客製化報告。



視覺化研究表現

透過存取您和同儕研究表現，制定、推進和掌控您的研究計劃和策略。



標竿比較掌控進程

與您所在地區、國家和世界上的其他機構相比，評估您的研究表現並設定標竿比較。



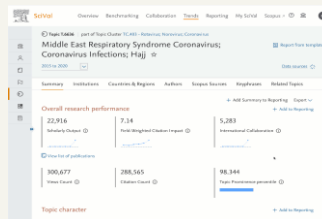
發展合作夥伴關係

深入了解各行業和各領域的全球專業知識，推進您的研究計劃。



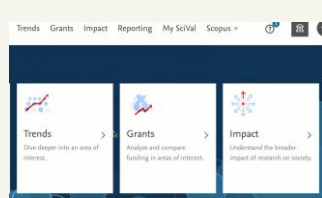
分析研究趨勢

掌控研究趨勢，深入了解全球研究領域與頂尖專家。



展現您的影響力

發現並展示您的研究對社會的廣大影響。確定影響政策或被專利引用的個人或成果。



SciVal 資料來源



ELSEVIER

SciVal 使用指標

指標主題	指標子主題	SciVal 指標
Inputs / Allocated resource 投入資源	Competitive project funding 獎金補助	<ul style="list-style-type: none">Awards ValueAnnualised Awards ValueAwards CountMedian AmountFunding per TopicResulting publicationsAwardee role
	Talent 人才	<ul style="list-style-type: none">Author Profile Research Indicators
Outputs 研究產出	Productivity of research outputs 研究生產力	<ul style="list-style-type: none">發表篇數 Scholarly Output<ul style="list-style-type: none">Number, Type and Growth, Open AccessSubject Area Count
	Visibility of communication channels	<ul style="list-style-type: none">發表高影響力期刊 Publications in Top Journal PercentilesCiteScore
Impact in academia 學術影響力	Research influence 研究影響力	<ul style="list-style-type: none">引用次數 Citations Count領域權重引用影響指數 Field-Weighted Citation Impact (FWCI)高被引文章 Outputs in Top Citations Percentiles篇均引用次數 Citations per publicationCited publicationsh-indicesResearch Field/Topic ProminenceTHE Citation ScoreNumber of citing countriesViews CountOutputs in Top Views PercentilesViews per PublicationField-Weighted Views Impact

SciVal 使用指標

指標主題	指標子主題	SciVal 指標	
Process 研究過程	Academic network 學術人脈網路	<ul style="list-style-type: none">• 合作指標 Collaboration (International, National, Institute, single author)• 合作影響力 Collaboration Impact	
	Reproducibility 可重現性	<ul style="list-style-type: none">• Open access• Publications with Research data	
Outcomes & Impact 研究成果及社會影響力	Technological & Economic impact, Knowledge & Tech transfer	<ul style="list-style-type: none">• Academic-Corporate Collaboration• Academic-Corporate Collaboration Impact	<ul style="list-style-type: none">• Patents Count• Scholarly Output cited by Patents• Patent Citations Count• Patent-Citations per Scholarly Output
	Societal and political impact, Public Governance, Knowledge transfer	<ul style="list-style-type: none">• Scholarly Output cited by Policy• Citing Policy Documents• Citing Policy Bodies	<ul style="list-style-type: none">• Policy Citations• Citing Policy Body Countries• United Nations SDGs Relative Activity
	Societal and Public Opinion impact	<ul style="list-style-type: none">• Mass Media• Media Exposure	

使用研究指標的兩個指導原則

在您的決策中始終使用 定性和定量的指標

- 從兩種方法的優勢中受益。不要用一種方法取代另一種。
- 結合兩種方法 = 更接近完整的分析
- 當這些方法呈現不同訊息時，就會獲得有價值的情報。

始終使用多個研究指標 作為量化輸入

- 一個指標的優勢可以彌補其他指標的弱點。
- 有很多種不同的方式來衡量優秀的表現。
- 使用多個指標可以推動良性行為改變。

如何選擇適用的指標

影響指標價值的

六大因素

- 量
- 出版類別
- 操縱
- 學科
- 數據庫覆蓋範圍
- 時間

	Size-normalized?	Field-normalized?	Publication-type normalized?	Resistant to data-base coverage?	Difficult to manipulate?	Time-independent?
Academic-Corporate Collaboration						
Academic-Corporate Collaboration Impact						
Awards Volume						
Citation Count						
Citations Per Publication						
Cited Publications						
Citing-Patents Count						
Collaboration						
Collaboration Impact						
Field-Weighted Citation Impact						
Field-Weighted Mass Media						
Field-Weighted Views Impact						
h-indices						
Mass Media						
Media Exposure						
Number of Citing Countries						

鎖定研究主題

規劃研究方向及主題 您會考量什麼？

請將最符合您答案的數字打在
聊天室中！

1

對主題的
興趣與熱忱

2

該主題在研究領
域的相關性與
影響力

3

原創性與
新穎程度

4

研究過程
可行性

5

主題範圍
與聚焦

6

經費來源

可先利用 Scopus AI 了解研究主題趨勢

企業社會責任對財務績效會帶來什麼影響?

Hide Copilot steps ^

☑ Creating a plan to answer your query

☑ Performing natural language search:

- What impact does corporate social responsibility have on financial performance?

☑ Performing keyword search:

- ("corporate social responsibility" OR "CSR" OR "sustainability" OR "social impact") AND ("financial performance" OR "financial results" OR "profitability" OR "economic performance") AND ("stakeholder" OR "shareholder" OR "community" OR "ethics") AND ("reporting" OR "disclosure" OR "transparency" OR "accountability") AND ("investment" OR "returns" OR "value" OR "growth")

☑ Generating summary

Tip: 參考 Scopus AI 使用的關鍵字，並可使用於傳統 Scopus 關鍵字搜尋聚焦想要查找的資料

90%

Scopus AI 用戶表示這有助於他們擬定或精煉研究問題與目標。

Source: 2024-2025 Elsevier user experience research

- **Copilot 搜尋工具**支援自然語言搜尋
- 結合**向量搜尋**與**關鍵字搜尋**
- 拆解並**優化查詢**，提升結果的精確度
- 支援**多國語言**搜尋指令

利用 Summary 了解主題不同研究觀點及其資料來源

探索基礎文獻

Foundational documents

5,105 citations

Corporate social and financial performance: A meta-analysis

[M., Orlitzky, Marc,](#)
[F.L., Schmidt, Frank L.,](#)
[S.L., Rynes, Sara Lynn](#)

Organization Studies 2003

4,616 citations

The corporate social performance-financial performance link

[S.A., Waddock, Sandra A.,](#)
[S.B., Graves, Samuel B.](#)

Strategic Management Journal 1997

[Show more documents](#)

回應參考資料來源

References

Reference 1

The Relationship Between Corporate Social Responsibility and Financial Performance (A Case Study from Finland)

[Kooskora M., Juottonen M., Cundiff K.](#)
World Sustainability Series 2019

Reference 2

The impact of corporate social responsibility on financial performance

[Giannarakis G., Kondeos G.,](#)
[Zafeiriou E., Partalidou X.](#)
Investment Management and Financial Innovations 2016

Summary

The impact of Corporate Social Responsibility (CSR) on financial performance (FP) has been widely studied, but results remain mixed and context-dependent. Here are some key insights based on the provided abstracts:

Positive Impact of CSR on Financial Performance 正面影響

- General Positive Correlation:** Several studies indicate a positive relationship between CSR and financial performance. For instance, CSR activities have been shown to improve Return on Assets (ROA) and Earnings per Share (EPS) in Finnish companies [1]. Similarly, CSR involvement positively affects financial performance in US companies, particularly when measured through Environmental, Social, and Governance (ESG) disclosures [2].
- Industry-Specific Findings:** In the banking sector, CSR has been found to enhance financial performance, particularly in terms of net interest margin and return on equity [3]. Additionally, CSR disclosure positively impacts financial performance in Islamic banks in the Gulf Cooperation Council (GCC) region [4].
- Long-Term Benefits:** Companies included in sustainability indices, such as the RESPECT index on the Warsaw Stock Exchange, show significant long-term improvements in financial performance [5].

Mixed or Context-Dependent Results 結果具有不一致性或依背景而不同

- Economic Conditions:** The relationship between CSR and financial performance can vary based on economic conditions. During financial crises, firms may engage more in CSR to manage reputation, which can influence financial performance differently compared to stable economic periods [6].
- Industry Variations:** The impact of CSR on financial performance can differ across industries. For example, in China, CSR has a significant negative impact on financial performance in the healthcare sector but is insignificant in the financial sector [7].
- Geographical Differences:** The positive impact of CSR on financial performance is more pronounced in developing economies with weaker financial markets and voluntary CSR disclosures [8].

Negative or Neutral Impact 負面或中立影響

Follow-up question 追蹤問題

Mixed or Context-Dependent Results

1. **Economic Conditions:** The relationship between CSR and financial performance can vary based on economic conditions. During financial crises, firms may engage more in CSR to manage reputation, which can influence financial performance differently compared to stable economic periods [6].
2. **Industry Variations:** The impact of CSR on financial performance can differ across industries. For example, in China, CSR has a significant negative impact on financial performance in the healthcare sector but is insignificant in the financial sector [7].
3. **Geographical Differences:** The positive impact of CSR on financial performance is more pronounced in developing economies with weaker financial markets and voluntary CSR disclosures [8].

Negative or Neutral Impact

1. **Short-Term Costs:** Some studies suggest that CSR can have a neutral or even negative impact on financial performance in the short term. For example, in India, CSR activities showed a neutral impact on ROA and net profit margin, and a negative impact on ROE [9].
2. **Trade-Offs:** High levels of CSR can sometimes lead to reduced financial efficiency, as seen in Chinese firms where increased CSR scores were associated with lower financial efficiency [10].

在那些國家 CSR 會造成其企業財務績效負面的影響?



Scopus AI's quality of results may vary. [How it works](#)

[Share feedback](#)

Summary

Based on the provided abstracts, there are several countries and industries where Corporate Social Responsibility (CSR) has been found to negatively impact corporate financial performance (CFP).

Here is a summary of the findings:

Countries and Industries with Negative CSR Impact on CFP

China

- **Healthcare Industry:** CSR activities have a significant negative impact on financial performance in the healthcare sector in China [1].
- **General Industry:** The synergy between CSR and product market competition (PMC) negatively affects both short-term and long-term financial performance of listed companies [2].

Vietnam

- **General Industry:** Overall CSR disclosure negatively impacts firm performance, with environmental responsibility showing a clear negative influence [3].

France

- **Non-Financial Sector:** The code of corporate governance in France has a significant negative impact on return on assets (ROA) and return on equity (ROE) due to differences in cultural and operational norms [4].

United Kingdom

- **Service-Based Firms:** Social activities have a significant negative impact on the stock price and return on capital of service-based firms listed on the London Stock Exchange (LSE) [5].

Indonesia

- **Manufacturing Sector:** Environmental costs associated with CSR negatively impact financial

Concept Map 概念圖

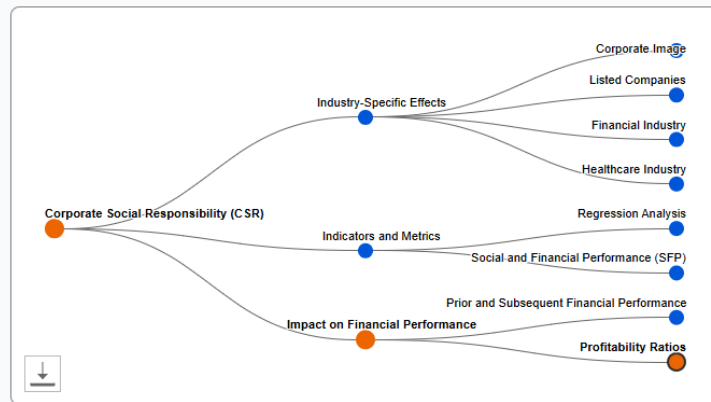
縱觀全局

採用大型語言模型來編織研究領域的結構，使用研究摘要中的關鍵字為每次查詢產生概念地圖，**有助全面了解此主題間的關聯，並探索尚未開發的前沿領域。**

點擊一個節點時，該關係會以橘色顯示，也會有關係的概述和解釋。如果點擊其他節點，概述和解釋也會隨之更新。

ELSEVIER

Concept Map



Linked concept path summary

Corporate Social Responsibility (CSR) → Impact on Financial Performance → Profitability Ratios

Based on the analysis of the abstracts, the impact of Corporate Social Responsibility (CSR) on financial performance, specifically profitability ratios, can be summarized as follows:

- **Inconclusive Impact on Profitability:** The impact of CSR on financial performance, particularly profitability, is inconclusive, with some studies showing no clear effect [1](#).
- **Positive Impact on Profitability:** However, other studies indicate a significant positive impact of CSR on corporate profitability, specifically on metrics such as Return on Assets (ROA) and Earnings per Share (EPS) [2](#) [3](#).
- **Mixed Findings on Financial Performance:** While some studies show a favorable impact of CSR on certain financial metrics such as EPS, others demonstrate no impact on metrics like Return on Equity (ROE) and Return on Invested Capital (ROIC) [3](#) [4](#).
- **No Direct Influence on Corporate Value:** One study suggests that CSR has no direct influence on corporate value, either directly or through profitability as an intervening variable [5](#).

Emerging Themes

有效找出研究缺口

每個主題都被歸到三個類別之一：

- **既有 Consistent Theme:** 主題在兩個 12 個月期間的涵蓋率相似。
- **新興 Rising Theme:** 雖然涵蓋程度相似，但在最近一年該領域有所成長。
- **新穎 Novel Theme:** 主題的涵蓋率相對較低，也就是說，這是一個新的主題，或是目前針對此主題的文獻不足。這表示您可以針對這潛在的「空白」來研究、募資、合作等。

ESG 因素對財務績效的影響 既有主題

The Impact of ESG Factors on Financial Performance Consistent Theme

Environmental, Social, and Governance (ESG) factors have consistently been a focal point in the discussion of CSR and financial performance. This theme examines how ESG performance influences financial outcomes across various industries and regions. The consistent interest in this area highlights the ongoing relevance of ESG considerations in corporate strategy and investor decision-making, emphasizing the need for companies to integrate ESG factors into their business models to achieve long-term financial success.

公司治理在提升企業社會責任與財務績效中的角色 新興主題

The Role of Corporate Governance in Enhancing CSR and Financial Performance Rising Theme

The intersection of corporate governance and corporate social responsibility (CSR) is gaining significant attention, particularly in how governance mechanisms influence CSR activities and, consequently, financial performance. This theme explores the impact of internal governance structures, board composition, and executive compensation on CSR outcomes and firm performance. The rising interest in this area suggests a growing recognition of the importance of robust governance frameworks in driving sustainable business practices and financial success.

企業社會責任與盈餘管理：倫理意涵與財務結果 新穎主題

CSR and Earnings Management: Ethical Implications and Financial Outcomes Novel Theme

The relationship between CSR and earnings management is a novel area of research, focusing on how CSR practices influence financial reporting quality and ethical behavior within firms. This theme investigates the potential for CSR to mitigate earnings management practices and enhance transparency and accountability in financial reporting. The novelty of this theme highlights the emerging interest in understanding the ethical implications of CSR and its impact on financial integrity.

Emerging Themes

利用 Potential Hypotheses (建議研究假說) 來
聚焦鎖定研究主題方向

The alignment of CSR with strategic management and compensation systems reduces the incidence of earnings manipulation

[Show Copilot steps](#) ▾

Summary

Alignment of CSR with Strategic Management and Compensation Systems to Reduce Earnings Manipulation

The alignment of corporate social responsibility (CSR) with strategic management and compensation systems can indeed reduce the incidence of earnings manipulation. Several studies provide evidence supporting this assertion:

1. **CSR as a Disciplinary Mechanism:** CSR engagement is shown to be negatively correlated with earnings management. Firms that prioritize CSR tend to exhibit reduced financial manipulation, as CSR initiatives promote transparency and ethical governance [1] [2] [3]. This is particularly evident in contexts where CSR is embedded into core strategies, aligning managerial behavior with ethical standards and stakeholder expectations [1].
2. **Moderating Role of CSR:** CSR can moderate the relationship between financial distress and earnings management. For instance, firms with strong CSR practices are less likely to engage in earnings manipulation even during periods of financial distress, as CSR enhances performance, reduces risk, and improves market response [4]. This indicates that CSR can act as a buffer against the pressures that typically lead to earnings manipulation.

CSR and Earnings Management: Ethical Implications and Financial Outcomes Novel Theme

The relationship between CSR and earnings management is a novel area of research, focusing on how CSR practices influence financial reporting quality and ethical behavior within firms. This theme investigates the potential for CSR to mitigate earnings management practices and enhance transparency and accountability in financial reporting. The novelty of this theme highlights the emerging interest in understanding the ethical implications of CSR and its impact on financial integrity.

[Show references](#)

Potential Hypotheses:

- Firms with robust CSR practices are less likely to engage in earnings management
- The alignment of CSR with strategic management and compensation systems reduces the incidence of earnings manipulation

The Synergistic Effects of CSR and Innovation on Financial Performance Rising Theme

The interplay between CSR and innovation is increasingly recognized as a driver of financial performance. This theme explores how CSR initiatives can foster innovation within firms, leading to enhanced financial outcomes. The rising interest in this area suggests that companies that integrate CSR with their innovation strategies are better positioned to achieve competitive advantages and financial success.

[Show references](#)

Potential Hypotheses:

- CSR-driven innovation leads to significant improvements in financial performance
- Firms that integrate CSR and innovation strategies experience higher levels of employee motivation and creativity, resulting in better financial outcomes

Deep Research 報告

Impact of Corporate Social Responsibility on Fin... •••

在不同產業中，企業社會責任（CSR）實踐對財務績效的影響是否存在顯著差異？這些差異受到行業特性（如風險程度、市場結構、競爭激烈程度）和公司規模、治理結構等因素的調節如何？此外，不同行業中CSR的實踐能否帶來不同的長期與短期財務效益，並且這些效應是否在不同的經濟環境下表現出變化？

Deep research - [Thought for 3min 26sec](#)

Impact of Corporate Social Responsibility on Financial Performance

[View as PDF](#)

Industry-Specific Effects and Moderators of Corporate Social Responsibility (CSR) on Financial Performance: A Multi-Dimensional Analysis

Quick Reference Key Findings Table

Theme	Key Insights	Moderators	Short/Long-term Effects	Economic Environment Effects	Citations
Industry-Specific CSR Effects	CSR's financial impact varies significantly by industry; consumer-facing sectors (retail, food, consumer goods)	Market visibility, consumer engagement, risk level, market structure, competition intensity	Consumer sectors: both short- and long-term gains; industrial: risk reduction,	Economic cycles and institutional context alter CSR's financial returns	1 2 3

Ask a follow-up question



Thinking Details

I'm starting research on how corporate social responsibility (CSR) practices impact financial performance across different industries and the factors that influence these effects.

I've optimized the research settings to explore five key topics in depth, focusing on industry differences, moderating factors, and economic impacts.

I've created a research plan to explore how corporate social responsibility (CSR) affects financial performance in various industries, considering factors like risk and market structure.

I've generated five key research questions about the impact of CSR on financial performance across different industries and factors.

I'm starting the initial research process now.

I'm starting research on the impact of CSR on financial performance across industries. I'll explore it in depth with multiple queries.

I'm currently researching the second topic about how company size influences outcomes. I'm exploring it in detail across multiple levels and queries.

I'm currently researching the influence of governance structure, exploring it in detail across four levels with five questions at each level.

I've completed research on the topic "Effect of Economic Environments on CSR Outcomes," exploring it in depth with multiple queries.

I'm researching the financial benefits of Corporate Social Responsibility, focusing on both short-term and long-term impacts. I'm diving deep with multiple queries for thorough insights.

I've found 20 sources related to how governance structure influences the impact of CSR on financial performance across various industries.

I've found 20 sources related to how company size affects the link between CSR practices and financial performance.

從文獻頁面了解研究主題 及熱門程度

Corporate social responsibility and financial performance in a cross-country context: A meta-analysis

SciVal 主題

主題是獨特的研究領域，涵蓋自 1996 年起的所有 Scopus 出版物。 [了解更多。](#)

Topic name

Corporate Social Responsibility and Financial Performance

Prominence percentile

99.990

Prominence percentile (全球熱門指標)

衡量特定研究主題在全球學術界受關注程度的指標。此百分比數基於該主題發表論文引用次數，Scopus 瀏覽次數及期刊平均 CiteScore 指數進行綜合評估。數值越高表示該主題在學術界的活躍度，代表該領域的研究動能和關注度較高，有助於研究者判斷哪些主題具備較高的發展潛力和學術價值。

ELSEVIER

Corporate Social Responsibility and Financial Performance (T.\$995)

1,432 citations

此主題的頂尖作者

名稱	文獻
Uyar, Ali	27
Karaman, Abdullah S.	24
Kuzey, Cemil	24
Tsang, Albert	21
Buallay, Amina Mohammed	19

關鍵詞分析

檢視格式: 表格 ☐



A A A 關鍵詞的相關性 減少中

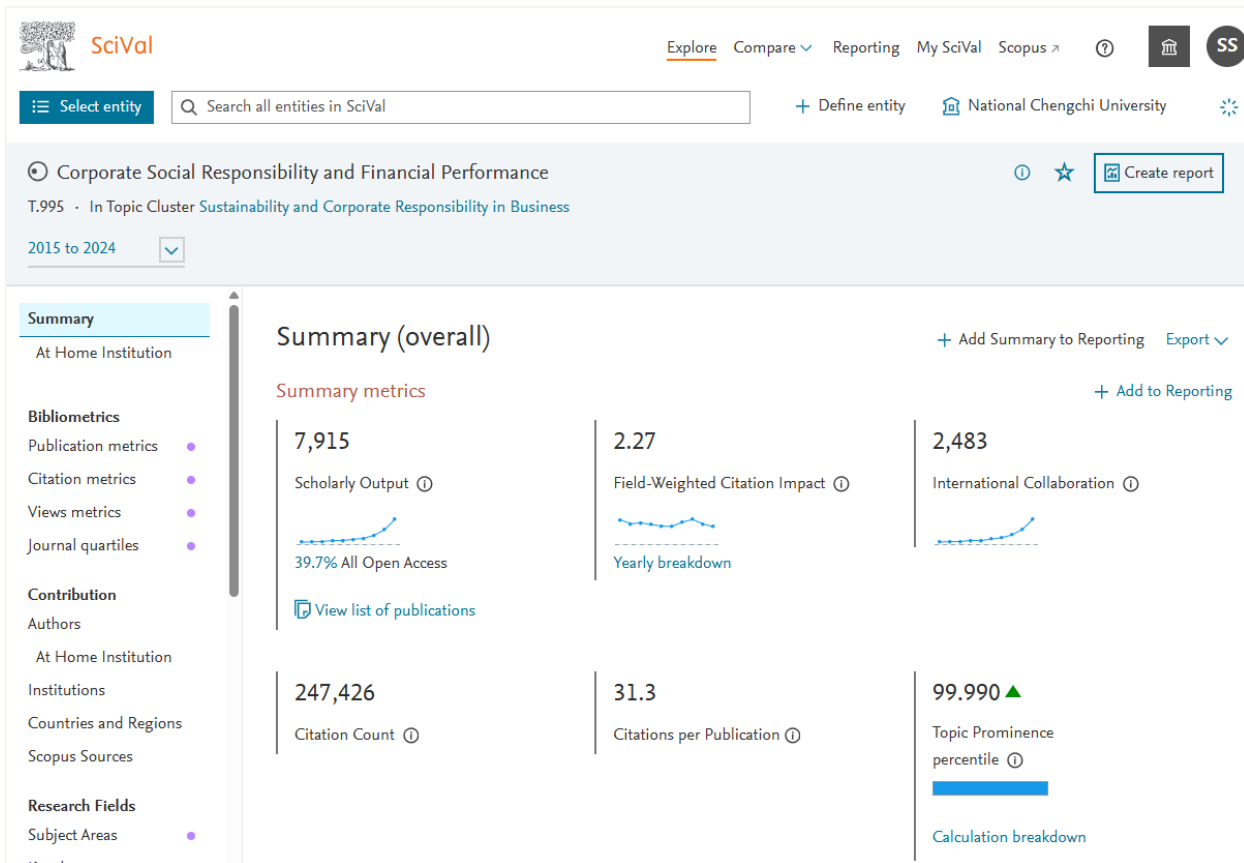
A A A 增加中 (2020-2024)

[Analyze in SciVal ↗](#)

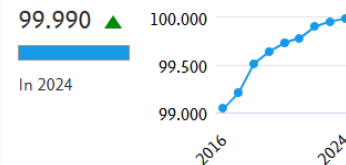
Tip 1: 了解該研究主題文獻發表關鍵字使用趨勢，有助於搜尋或在自身發表中加入以提升被他人搜尋的機率

Tip 2: 可於 SciVal 針對該研究主題進行更深入的研究表現分析

了解研究主題趨勢



T.995 is in the **100th** percentile by worldwide Topic Prominence.



Prominence combines 3 metrics to indicate the momentum of the Topic.

Citation Count	Scopus Views Count	Average CiteScore
17,503	147,339	7.8
In year 2024 to papers published in 2024 and 2023		In 2024

[Learn about the Prominence calculation](#)

評估篩選 發表期刊

篩選發表期刊，您最重視什麼？

請將最符合您答案的數字打在聊天室中！

1

期刊範圍
與讀者群

2

聲譽與影響力

3

資料庫收錄情況
與能見度

4

同儕評審方式

5

開放取用
與訂閱制

6

接受率與
競爭程度

評估期刊：選擇前該問自己的幾個關鍵問題！

1. 合不合適: Is the manuscript the **right fit** for the journal?
2. 補助/組織單位要求: Are there any **funder/institution mandates** to consider?
3. 閱讀群眾: Is the journal visible in the **communities** you want to reach?
4. 接受率: Is there a reasonable **chance of acceptance**?
5. 收錄的資料庫: Is the journal **indexed** in all the relevant databases?
6. 期刊指標: What do the journal **metrics** reveal?
7. 期刊聲望: Is the journal **reputable**, including practicing robust peer review?



Scopus 期刊指標



CiteScore

「四年期刊影響力指標」依單一期刊之當年度及過去三年的文章於當年度及過去三年的總引用次數除以當年度及過去三年的總發表篇數。CiteScore Percentile 提供期刊所屬學科領域排名及百分比、CiteScore Tracker 提供每月的期刊影響力指標追蹤，幫助研究者了解該期刊目前被引用的情形。



Source Normalized Impact per Paper-SNIP

「期刊標準化影響指標」考量不同學科領域的引用情形，將其引用次數予以標準化，將原本的期刊引用指數原始值透過其所屬學科領域的引用平均值予以換算，將高引用的期刊值縮小，低引用期刊的數值放大，以利跨領域的計算。SNIP 主要提供研究者直接比較不同學科領域的期刊。



Scientific Journal Ranking-SJR

「期刊聲望指標」其核心概念來自 Google 的 PageRank 演算法，旨在衡量期刊目前的「文章平均聲望」。SJR 藉由學術期刊的被引用次數與引用來源的重要性來衡量期刊的影響力，因此被聲望高的期刊所引用，對聲望的提升應較被一般期刊引用來得顯著，這樣的演算方式突破傳統期刊指標單純計算引用次數而無法反映個別引用價值的缺點。



Publications in Top Journal Percentiles

「發表高影響力期刊」，將全球發表在 Scopus 的期刊依照期刊影響指標 (CiteScore, SNIP 或 SJR) 進行排序，並劃分成 100 個百分位數，百分位數越高表示期刊影響力越高，進而找出被收錄在高影響力期刊的文章數量。系統預設值為全球前 10% 的期刊，亦可分析全球前 1%、5% 及 25% 的期刊。

利用 Scopus 進行初步期刊搜尋及評估

來源出版物

學科領域

CiteScore 2024 has been released. [查看詳情](#)

篩選後清單

顯示選項

☐ 只顯示開放取用期刊

4 年的引用總數

☒ 未選取最小值

☐ 最少引用數量

☐ 最少文獻數量

CiteScore 最高的四分位數

☐ 僅顯示前百分之十的出版物名稱

☐ 第一四分位數

☐ 第二四分位數

可善用學科領域篩選設定聚焦您研究學科領域的期刊

- ☐ Business, Management and Accounting
- ☐ Chemical Engineering
- ☐ Chemistry
- ☒ Computer Science
 - ☒ Artificial Intelligence
 - ☐ Computational Theory and Mathematics
 - ☐ Computer Graphics and Computer-Aided Design
 - ☐ Computer Networks and Communications
 - ☐ Computer Science (miscellaneous)
 - ☐ Computer Science Applications

[下載 Scopus 來源出版物清單](#) [詳細瞭解 Scopus 來源出版物清單](#)

查閱以下年份的計量: 2024

	CiteScore ↓	最高百分比 ↓	引用次數 2021-24 ↓	文獻 2021-24 ↓	引用 % ↓
1	99%	1/415	121,190	105	94
Oncology					
2	99%	1/490	3,450	17	88
Software					
3	99%	1/321	32,182	177	92
Pharmacology					

利用 Scopus 進行初步期刊搜尋及評估

- 利用篩選設定縮小搜尋結果範圍，**鎖定優質期刊**
- 從各項指標評估該期刊於哪一個領域較有影響力

篩選後清單

套用 清除篩選

顯示選項

☐ 只顯示開放取用期刊

4 年的引用總數

☒ 未選取最小值

☐ 最少引用數量

☐ 最少文獻數量

CiteScore 最高的四分位數

☐ 僅顯示前百分之十的出版物名稱

☒ 第一四分位數 **Q1 期刊**

☐ 第二四分位數 **Q2 期刊**

☐ 第三四分位數 **Q3 期刊**

☐ 第四四分位數 **Q4 期刊**

來源出版物種類

☐ 期刊

☐ 叢書

☐ 會議記錄

☐ 商業出版物

套用 清除篩選

178 個結果

☐ 全部

下載 Scopus 來源出版物清單 詳細瞭解 Scopus 來源出版物清單

查閱以下年份的計量: 2024

來源出版物名稱 ↓	CiteScore ↓	最高百分比 ↓	引用次數 2021-24 ↓	文獻 2021-24 ↓	引用 % ↓
<input type="checkbox"/> 1 Foundations and Trends in Machine Learning Entitled Full Text <input type="button" value="Copac"/>	202.9	99% 1/490 Software	3,450	17	88
<input type="checkbox"/> 2 International Journal of Information Management Entitled Full Text <input type="button" value="Copac"/>	54.9	99% 1/507 Computer Networks and Communications	21,368	389	97
<input type="checkbox"/> 3 Internet of Things and Cyber-Physical Systems 開放取用 Entitled Full Text <input type="button" value="Copac"/>	37.8	99% 3/947 Computer Science Applications	2,876	76	87
<input type="checkbox"/> 4 Nature Machine Intelligence Entitled Full Text <input type="button" value="Copac"/>	37.6	99% 3/507 Computer Networks and Communications	18,057	480	88
<input type="checkbox"/> 5 IEEE Transactions on Pattern Analysis and Machine Intelligence Entitled Full Text <input type="button" value="Copac"/>	35.0	99% 1/665 Applied Mathematics	96,569	2,760	90
<input type="checkbox"/> 6 AI Open 開放取用	32.8	99%	2,621	80	74

Scopus 期刊檔案

來源出版物詳情

[回饋](#) [比較來源出版物](#)

IEEE Transactions on Pattern Analysis and Machine Intelligence

Scopus 涵蓋年度: 從 1978 到 2025

發表者: IEEE

國際標準刊號: 0162-8828

[了解該期刊收錄文獻學科是否有符合您的研究領域](#)

學科類別:

Mathematics: Applied Mathematics

Computer Science: Computational Theory and Mathematics

Computer Science: Software

Computer Science: Artificial Intelligence

Computer Science: Computer Vision and Pattern Recognition

來源出版物種類 期刊

[查閱所有文獻](#)[設定文獻通知](#)[儲存到來源出版物清單](#)[Entitled Full Text](#)[Copac](#)[EZB Ektr. Zeitschriften bib](#)[更多](#)

CiteScore 2024

35.0

①

SJR 2024

3.910

①

SNIP 2024

5.988

①

[CiteScore](#)[CiteScore 排名與趨勢](#)[Scopus 內容涵蓋範圍](#)

CiteScore 2024



35.0

2021 - 2024 96,569 個引用次數

2021 - 2024 2,760 篇文獻

計算 05 May, 2025

CiteScore 追蹤2025 ①

34.7

迄今 100,834 個引用次數

迄今 2,906 篇文獻

最後一次更新: 05 August, 2025 • 每個月更新

CiteScore Tracker

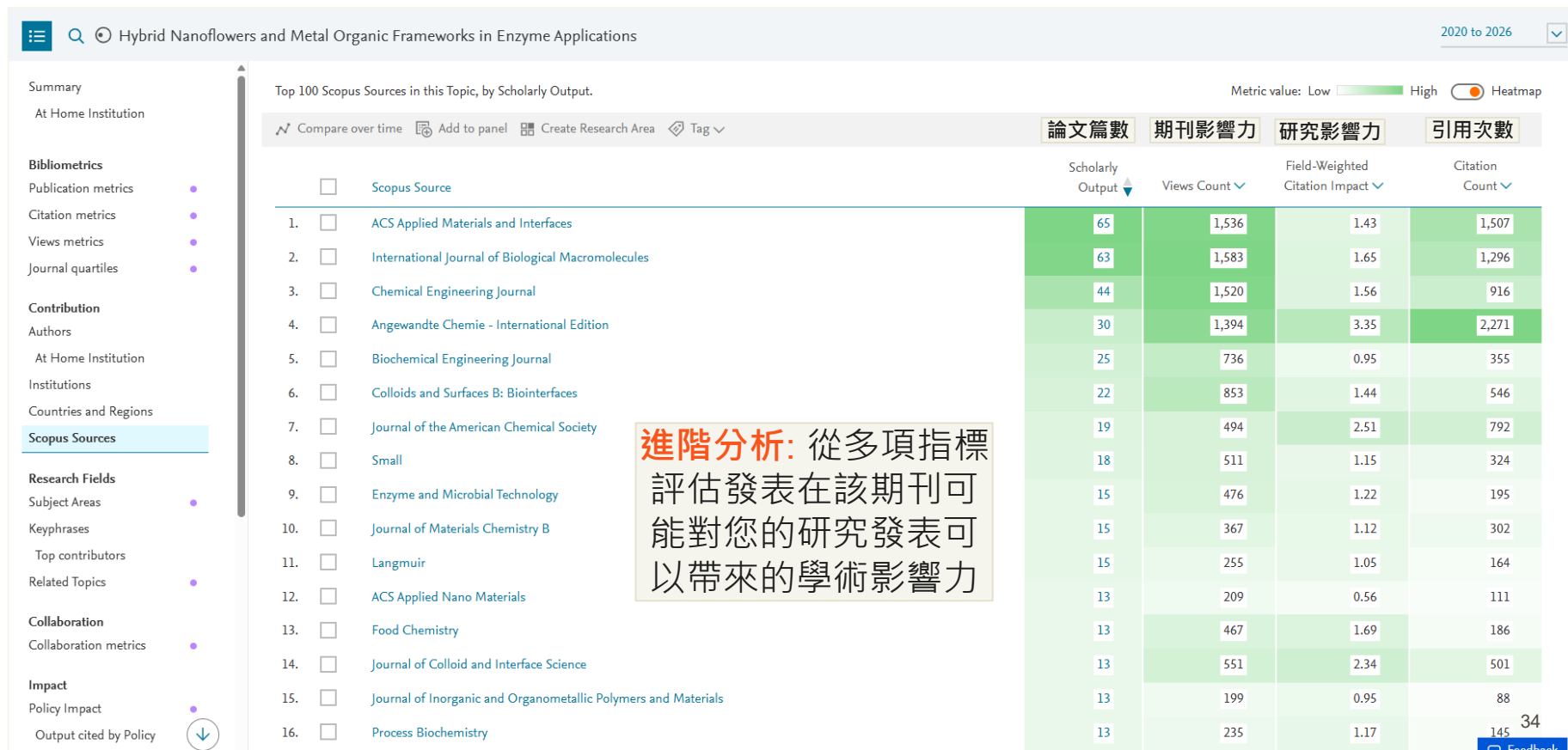
CiteScore 追蹤器計算會每月更新，是出版物表現的目前指標。

從 CiteScore 排行榜了解期刊的學科強項及其他期刊比較



- 從不同子學科 CiteScore 排名與趨勢了解期刊在不同學科的影響力及表現趨勢
- 可透過排名比較該領域高影響力期刊

查看發表該主題文獻前 100 期刊的期刊和文獻影響力



Journal Evaluation Checklist



在投稿期刊之前，可以先做以下評估

- ☐ 研究範疇與期刊定位是否匹配
- ☐ 期刊的影響力與聲譽
- ☐ 目標讀者群
- ☐ 審稿與出版速度
- ☐ 刊物類型與開放存取
- ☐ 同行評審的嚴謹程度
- ☐ 版權與著作權規定
- ☐ 刊物的偏好與特殊要求
- ☐ 過去的出版案例
- ☐ 是否符合申請資格

拓展研究人脈，
尋找合作團隊

Scopus AI: Topic Experts

Topic Experts

Piscitello, Lucia L.

3,508 citations 1 matching documents 36 h-index

Lucia Piscitello is a recognized expert in the field of corporate social responsibility (CSR) and its impact on financial performance. Their recent work delves into the relationship between CSR practices and financial outcomes, particularly contrasting emerging and developed countries. This focus suggests a deep understanding of how different contexts can influence the effectiveness of CSR initiatives. With a significant number of citations, they have contributed valuable insights into how CSR can sometimes lead to negative financial repercussions for firms, making them a key figure for anyone exploring the complexities of CSR in various industries and countries.

[Preview profile](#)

Elia, Stefano S.

1,583 citations 1 matching documents 23 h-index

Stefano Elia has established themselves as an authority on the intersection of corporate social responsibility and financial performance. Their recent research examines the nuances of CSR's impact across different economic environments, specifically looking at how it can yield varying results in emerging versus developed markets. This expertise is crucial for understanding the potential negative effects of CSR on financial performance in specific industries and countries. With a solid citation record, their work is influential in shaping discussions around CSR strategies and their implications for businesses, making them a valuable resource for researchers and practitioners alike.

[Preview profile](#)

作者檔案預覽

L., Piscitello, Lucia

研究經驗：30 年以上

最新比對到的文獻的年份：2024

[查看完整檔案](#)

貢獻度最多的主題

2020–2024

Emerging Market Multinationals and Global Investment Dynamics

Foreign Investment Strategies and Market Dynamics

Dynamics of Family Business Ownership and Succession

比對到的文獻

CORPORATE SOCIAL RESPONSIBILITY, IRRESPONSIBILITY, AND FIRMS' FINANCIAL PERFORMANCE: EVIDENCE FROM EMERGING VERSUS DEVELOPED COUNTRIES

Elia, S., Hoxha, G., Piscitello, L.

Progress in International Business Research, 2024

從 Scopus 作者檔案了解該研究人員優勢領域及影響力

Piscitello, Lucia

Politecnico di Milano, Milan, Italy • Scopus ID: 55911619300 • 0000-0002-4817-315X

[Show all information](#)

4,064 Citations by 3,509 documents 92 文獻 36 影響力

[設定新通知](#) [儲存至清單](#) [編輯作者檔案](#) [更多](#)

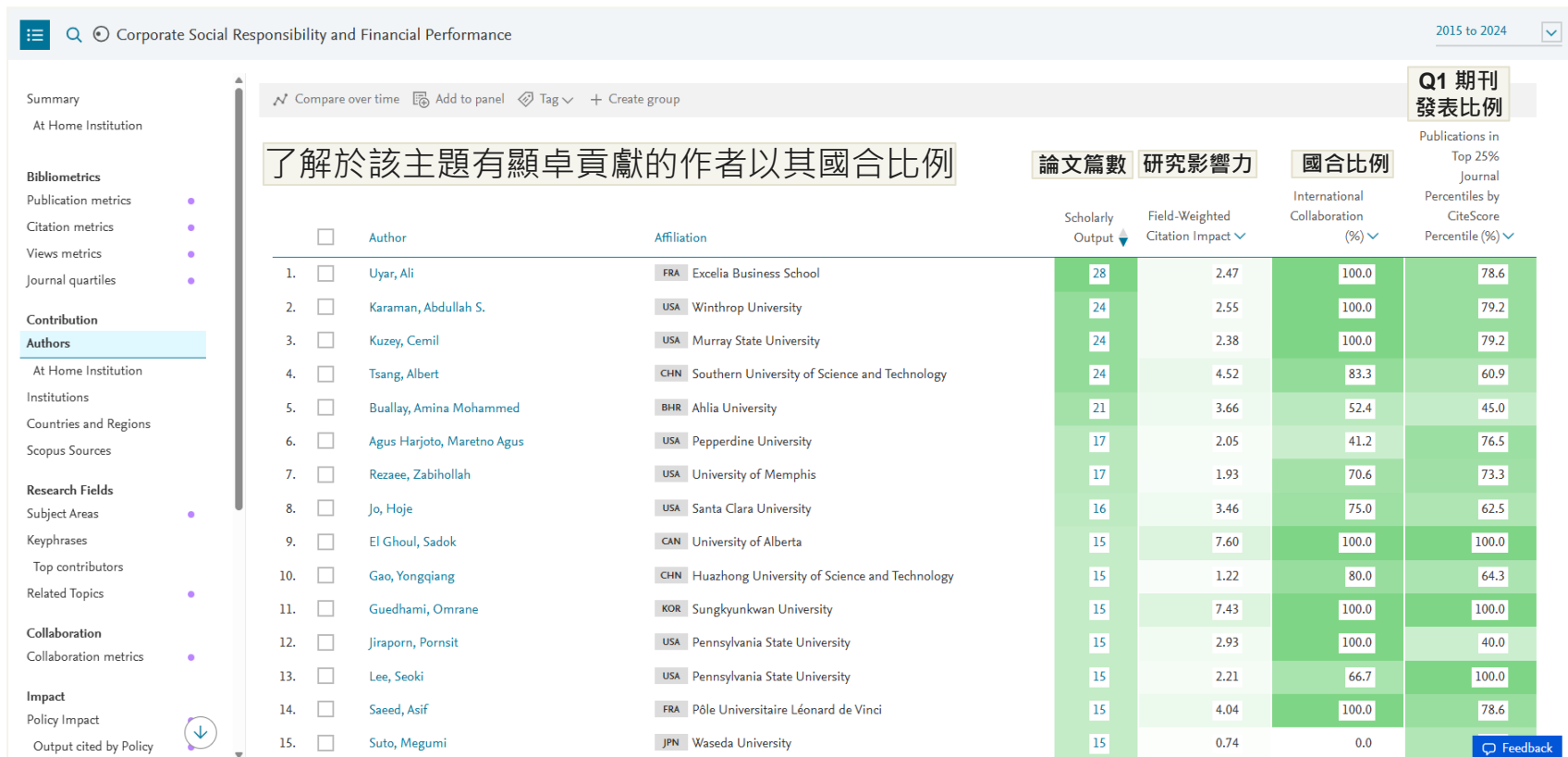
Documents (92) 影響力 引引用者 (3,509) 預印本 (0) [可能比對到的作者](#) [獎勵補助款 \(0\)](#)

[匯出至 SciVal](#)

A SciVal topic is a collection of documents with a common intellectual structure that represent fields of research. [What are topics?](#)

主題	作者文獻	Topic FWCI
Emerging Market Multinationals and Global Investment Dynamics	3	0.84
Foreign Investment Strategies and Market Dynamics	3	1
Dynamics of Family Business Ownership and Succession	2	1.08
Integration of Cyber Physical Systems in Industry 4.0	2	1.92
Automation's Impact on Employment and Skills	2	1.69
Circular Economy Framework for Sustainable Development	1	2.1

SciVal 研究主題作者及表現排行



查看個人國合研究概況



SciVal

[Explore](#)[Compare](#) ▾[Reporting](#)[My SciVal](#)[Scopus](#) ↗[?](#)[Select entity](#)[+ Define entity](#)[National Chengchi University](#)[Data sources](#)[Hong, Huang-Yao](#)Scopus Author ID: 26534536000 · [National Chengchi University](#) and 1 other affiliation[View in Scopus](#) ↗[Create report](#)

2015 - 2024 ▾

[All subject areas](#)[ASJC](#)

Publication metrics

Citation metrics

Views metrics

Authorship metrics

Journal quartiles

Contribution

Institutions

Scopus Sources

Research Fields

Topics

Subject Areas

Collaboration

Collaboration metrics

Geographical collaboration

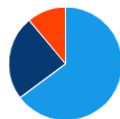
Sector collaboration

Geographical collaboration

Overall

[① Metric guidance](#) [+ Add to Reporting](#) [Export](#) ▾

International, national and institutional collaboration by Hong, Huang-Yao in the selected year range.



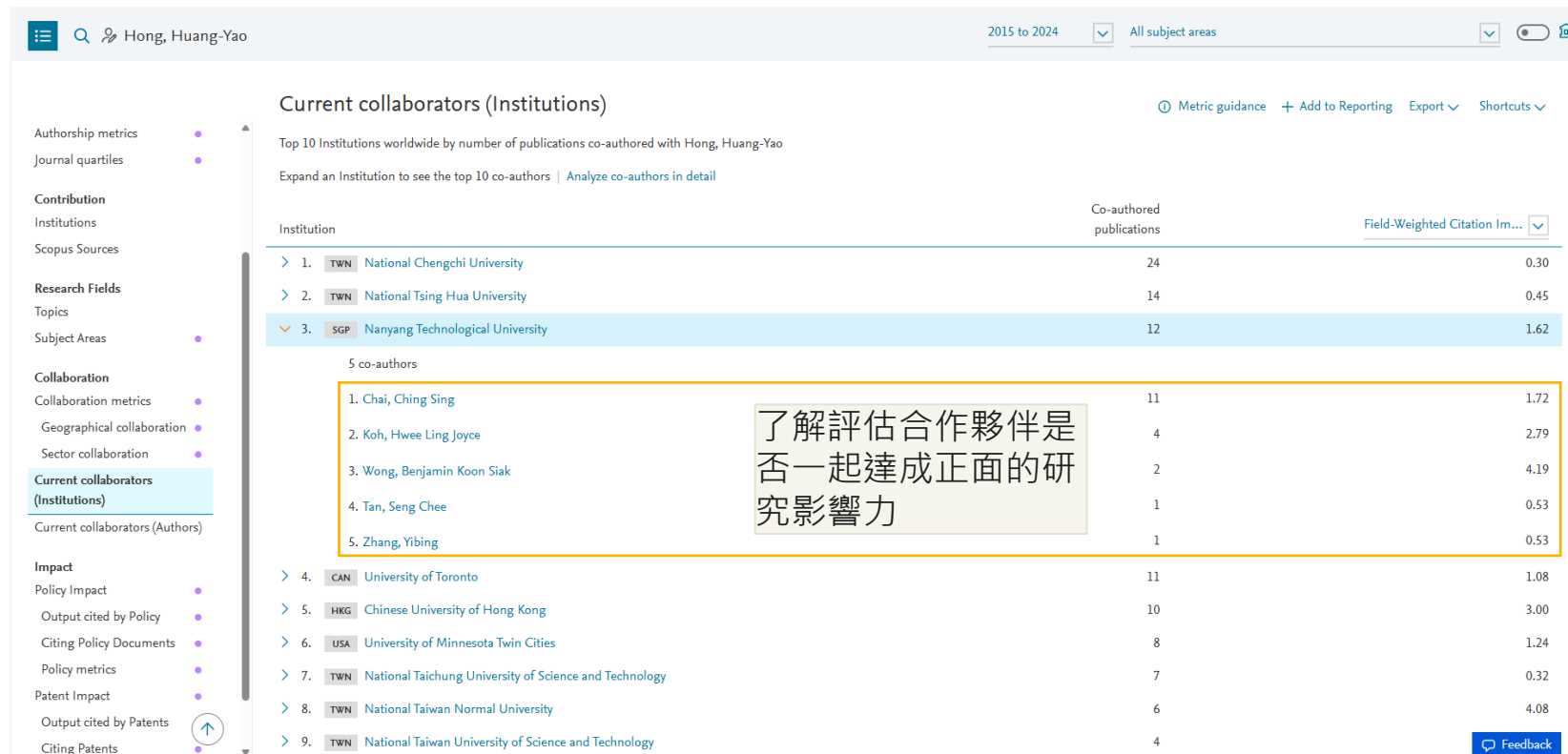
Metric	Publication share	Scholarly Output	Citations	Citations per Publication	Field-Weighted Citation Impact
International collaboration	64.8%	35	1,035	29.6	1.63
Only national collaboration	24.1%	13	33	2.5	0.35
Only institutional collaboration	11.1%	6	10	1.7	0.22
Single authorship (no collaboration)	0.0%	0	0	0.0	-

Yearly breakdown

[+ Add to Reporting](#) [Export](#) ▾

International, national and institutional collaboration by Hong, Huang-Yao over time.

前十合作機構及各機構合作作者



SciVal 個人研究人脈

註:名單僅限於有收錄於 Scopus 資料庫的作者

⋮ 🔍 Hong, Huang-Yao 2015 to 2024 All subject areas

🏠 54 collaborating authors 📄 54 co-authored publications

① Metric guidance + Add to Reporting Export

🔍 Add to panel >> Benchmark Researchers Tag + Create group

可善加利用多元指標評估研究合作效益

<input type="checkbox"/>	Author	Institution	Co-authored publications	Citation Count	Field-Weighted Citation Impact	Citations per Publication
<input type="checkbox"/>	Chai, Ching Sing	HKG Chinese University of Hong Kong	20	784	2.36	39.2
<input type="checkbox"/>	Lin, Pei Yi	TWN National Tsing Hua University	13	188	0.90	14.5
<input type="checkbox"/>	Seet, Chih Hui	TWN National Chengchi University	8	1	0.03	0.1
<input type="checkbox"/>	Hung, Guotsai	TWN National Taichung University of Science and Technology	8	49	0.28	6.1
<input type="checkbox"/>	Chen, Bodong	USA University of Minnesota Twin Cities	7	292	1.38	41.7
<input type="checkbox"/>	Tsai, Chin Chung	TWN National Taiwan Normal University	6	76	0.99	12.7
<input type="checkbox"/>	Lee, Yuanhsuan	USA University of North Texas	5	30	0.87	6.0
<input type="checkbox"/>	Chen, Meiju	TWN National Tsing Hua University	5	0	0.00	0.0
<input type="checkbox"/>	Koh, Hwee Ling Joyce	NZL University of Otago	4	426	2.79	106.5
<input type="checkbox"/>	Yang, I. Ting	TWN National Chengchi University	3	1	0.00	0.3
<input type="checkbox"/>	Scardamalia, Marlene	CAN University of Toronto	3	40	0.61	13.3
<input type="checkbox"/>	Ma, Leanne	CAN University of Toronto	3	30	0.69	10.0
<input type="checkbox"/>	Lin, Chiu pin	TWN National Tsing Hua University	3	2	0.09	0.7
<input type="checkbox"/>	Liang, Jyh Chong	TWN National Taiwan Normal University	3	8	0.66	

Feedback

用戶資源

用戶現在可以隨時隨地使用 Scopus AI

Scopus AI Mobile First 是 Scopus AI 的行動最佳化版本，適用於任何裝置

它提供與您在桌面上相同的**高級搜索、分析工具和摘要生成**

行動裝置和桌上型電腦**之間的即時同步**意味著您始終可以從上次中斷的地方繼續

ELSEVIER



我們根據用戶反饋不斷增強 Scopus AI

2025 年的管道中還有很多進一步的發展，包括：

- 其他 **深度研究** 功能
- **主題專家**的重大升級
- 增強的 **多語言支持**
- **更多分析**，例如，識別和可視化與研究主題相關的主要作者、機構和國家的選項。

這些將加入自 Scopus AI 推出以來已經引入的一系列改進，例如：

- 關於 Scopus AI 對其回應信心的指南
- 進階 Copilot 搜尋工具
- 新興主題功能
- 深度研究模式
- 能夠按國家/地區、時間範圍等過濾搜索。

Scopus & Scopus AI 用戶資源



Elsevier Scopus 用戶資源

您可以找到有關客戶支援、使用統計平台、教育訓練素材等資源。

Scopus 平台

用戶資源

- Scopus 簡介
- Scopus AI 用戶資源
- 講義: 基本操作指南
- 教育訓練課程表
- Scopus 指標介紹
- Scopus 使用題庫
- Scopus 支援中心

Scopus 教學影片

- 搜尋: 文獻
- 搜尋: 來源出版物
- 搜尋: 作者及研員
- 分析: 文獻結果及文獻
- 分析: 來源出版物

Scopus 與世界大學排名



Scopus AI

可信內容，由負責任的 AI 提供支援。

Scopus AI 是一款由生成式 AI (GenAI) 提供支援的直觀智慧搜尋工具，以前所未有的速度和清晰度增強您的理解並豐富您的見解。它是與學術界密切合作構建的，是一個完全實現的、基於訂閱的解決方案，可作為您在世界上最大的多學科和可信的摘要和引用資料庫 Scopus 上找到的大量人類知識的可靠指南。

Trusted content.
Powered by responsible AI.

Scopus AI 官方網站

用戶資源

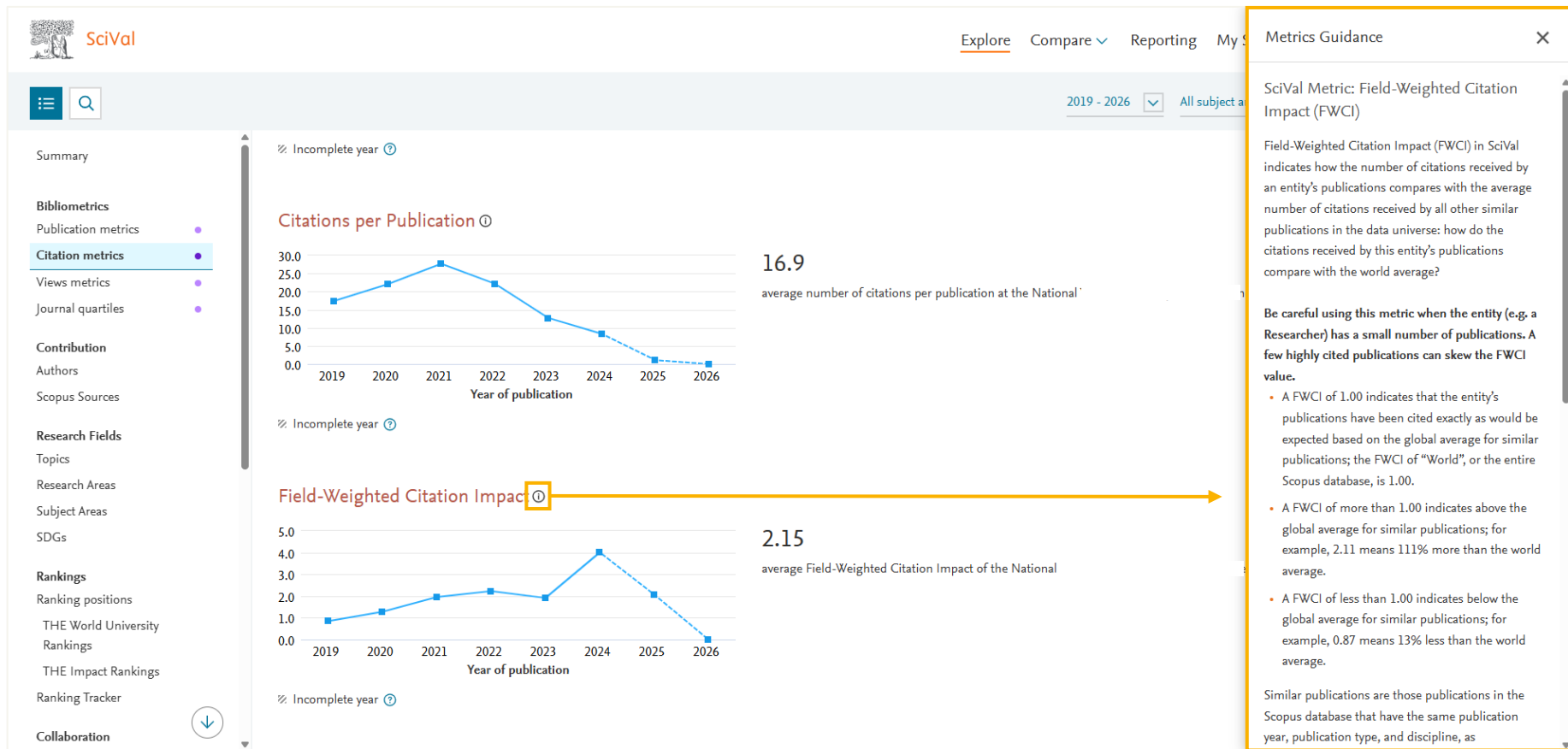
- Scopus AI 簡介
- Scopus AI - Fact Sheet
- 講義: 操作步

Scopus AI 教學影片

- Copilot
- Summary
- Expanded Summary
- Topic Experts
- Emerging Themes



SciVal 系統內建完整指標說明



SciVal 客服中心

可點選右上問號圖標查閱一系列用戶資源。

SciVal 支援中心
[SciVal Support Center](#)
scivalsupport@elsevier.com



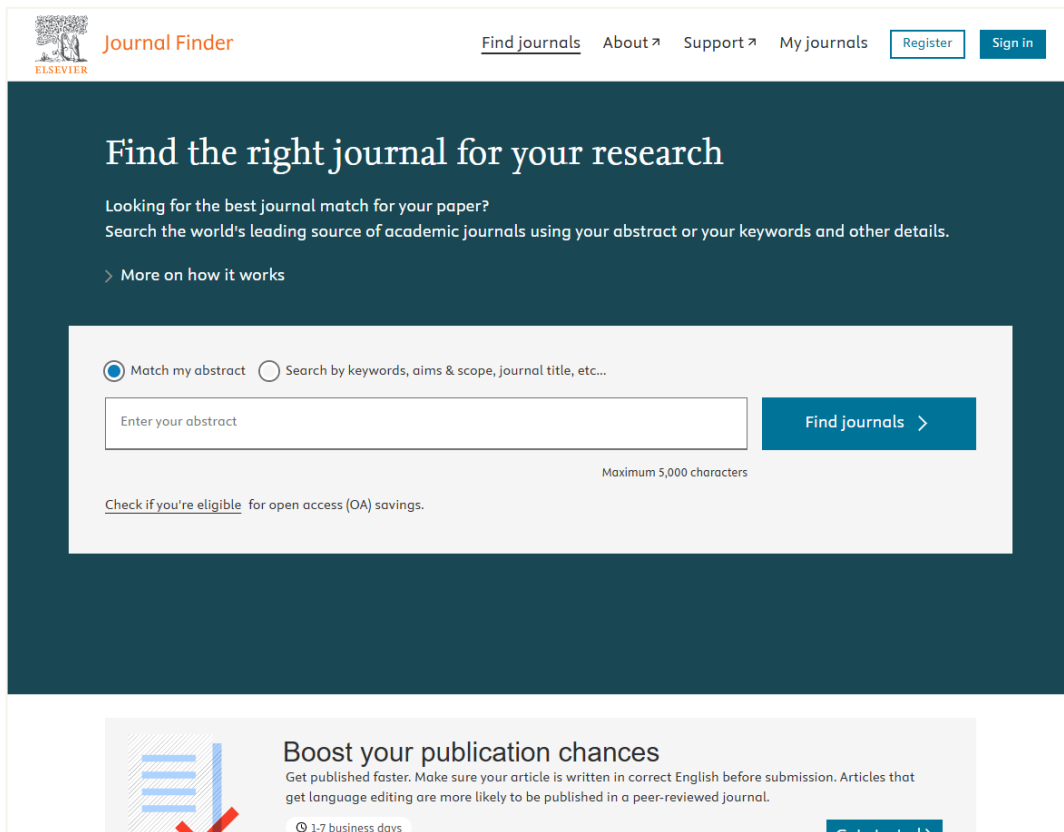
Elsevier Journal Finder

提供合適期刊選項及
以下資訊:

- 編輯時間
- 收錄率
- 出版速度
- 開放取用選項

journalfinder.elsevier.com

ELSEVIER



The screenshot shows the Elsevier Journal Finder homepage. At the top, there's a navigation bar with the Elsevier logo, 'Journal Finder' text, and links for 'Find journals', 'About', 'Support', 'My journals', 'Register', and 'Sign in'. The main heading is 'Find the right journal for your research'. Below it, a subheading asks 'Looking for the best journal match for your paper?' and states 'Search the world's leading source of academic journals using your abstract or your keywords and other details.' A link '> More on how it works' is provided. The search section features two radio buttons: 'Match my abstract' (selected) and 'Search by keywords, aims & scope, journal title, etc...'. Below the radio buttons is a text input field labeled 'Enter your abstract' with a character limit of 'Maximum 5,000 characters'. A 'Find journals >' button is to the right of the input field. Below the input field, there's a link 'Check if you're eligible for open access (OA) savings.' At the bottom, there's a promotional banner titled 'Boost your publication chances' with text about getting published faster and a 'Get started' button.

Journal Finder

[Find journals](#) [About](#) [Support](#) [My journals](#) [Register](#) [Sign in](#)

Find the right journal for your research

Looking for the best journal match for your paper?
Search the world's leading source of academic journals using your abstract or your keywords and other details.

> [More on how it works](#)

☒ Match my abstract ☐ Search by keywords, aims & scope, journal title, etc...

Enter your abstract

Maximum 5,000 characters

[Check if you're eligible](#) for open access (OA) savings.

[Find journals >](#)

Boost your publication chances

Get published faster. Make sure your article is written in correct English before submission. Articles that get language editing are more likely to be published in a peer-reviewed journal.


1-7 business days

[Get started](#)

教育訓練滿意度調查

Elsevier 教育訓練問卷調查 Post-training Feedback Survey





Advancing human progress together