LSEG Academy

[LSEG] x [National Chengchi University]
Exploring LSEG Workspace,
Workspace Excel Add-In & Datastream



How to use the mute function and ask questions (Webex)

How to use mute

If you need to mute yourself, in the Participants panel, select ‘Mute Me’ or select the Audio icon so it matches the one below

How to use mute

1. Click the Chat icon – see below
2. In the **Send to** or **To** drop-down list, select the recipient of the message
3. Enter your message in the chat text box, then press **Enter** on your keyboard

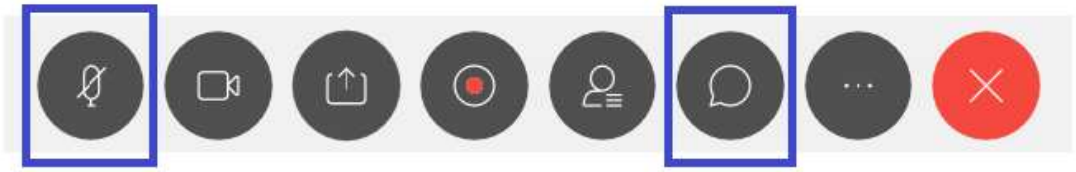

LSEG Academy

Disclaimer

The content in this presentation is provided by LSEG for your personal information only and is not intended for trading purposes or making a decision to carry out a transaction or trade. Nor does it provide any form of advice, or make any recommendation regarding particular financial instruments, investment, or product. LSEG shall not be liable for any errors, inaccuracies, or delay in content, or for any actions taken in reliance thereon. LSEG expressly disclaims all warranties, expressed or implied, as to the accuracy of any of the content provided, or as to the fitness of the information herein for any purpose.



LSEG

LSEG Academy

Agenda

1. Company Introduction

2. Workspace Application

3. Workspace Excel Add-In
   - Build Formula under Workspace Excel
   - Copy from Monitor List
   - Create in Excel with SpeedData ft. Data Item Browser Tool/ Workspace Overview
   - Excel Template Library
   - Datastream

4. Early Career/ Q & A

1. Company Introduction

THOMSON REUTERS®

LSEG Workspace



LSEG

By connecting all capabilities under one roof, LSEG are **able to partner with customers across numerous parts of their business** and innovate to their advantage across the entire financial markets value chain.

Company and fund capital raising

Private placements	Public issuance and Issuer services	Fund Development	Investor onboarding
LONDON STOCK EXCHANGE An LSEG Business	FTSE RUSSELL An LSEG Business	LSEG World-Check	
PrimaryBid	LSEG Lipper	Enhanced Due Diligence	
	BEYOND RATINGS standards for positive finance		

Investment analytics and liquidity discovery

Investment design & research	Reference data	Pre-trade data & analytics	Price & liquidity discovery
FTSE RUSSELL An LSEG Business	LSEG SEDOL	LSEG Yield Book	
LSEG Lipper		LSEG StarMine	
LSEG StarMine		LSEG MarketPsych Analytics	
LSEG MarketPsych Analytics		LSEG Quantitative Analytics	
LSEG Quantitative Analytics			
LSEG I/B/E/S			
LSEG Datastream			

Trade execution

Trade execution workflow	Execution / trading venues
LONDON STOCK EXCHANGE An LSEG Business	LSEG FX
LSEG TORA	LSEG Workspace
LSEG AlphaDesk	
LSEG Workspace	

Post-trade and capital optimisation

Clearing	Settlement & asset services	Reporting	Post-trade data & analytics
LSEG POST TRADE	LSEG TORA		
LCH The Markets' Partner	LSEG AlphaDesk		
	UnaVista		

LSEG data and services access and distribution

2. Workspace Application

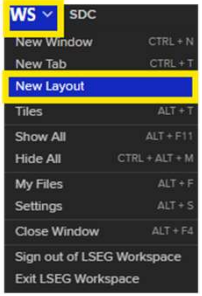

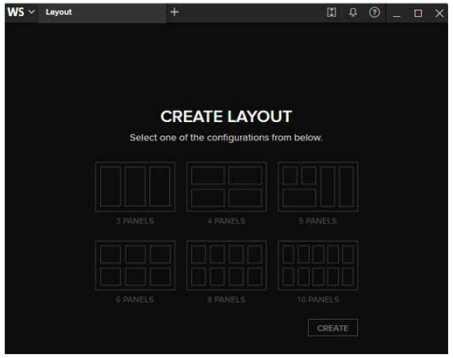

Setting Up Your Own Layout

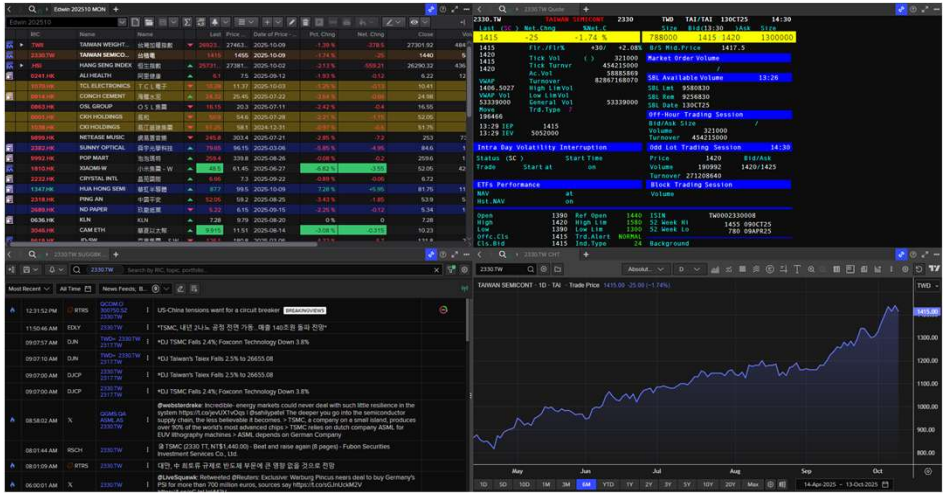

Choose your application

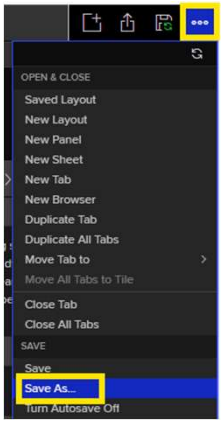

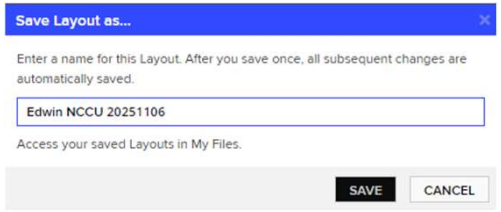

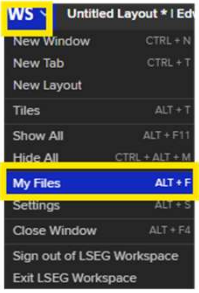

Save as your own file

2. Workspace Application

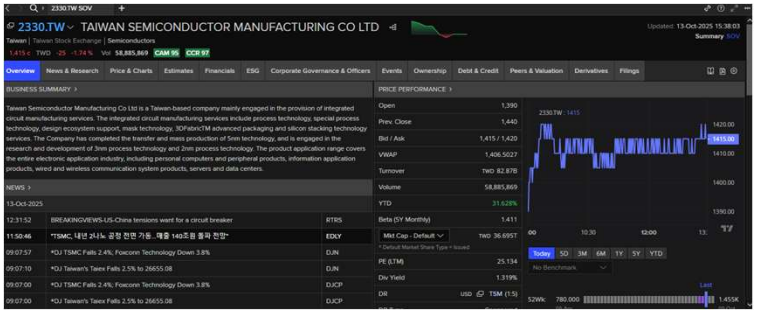

Company Description



Monitor

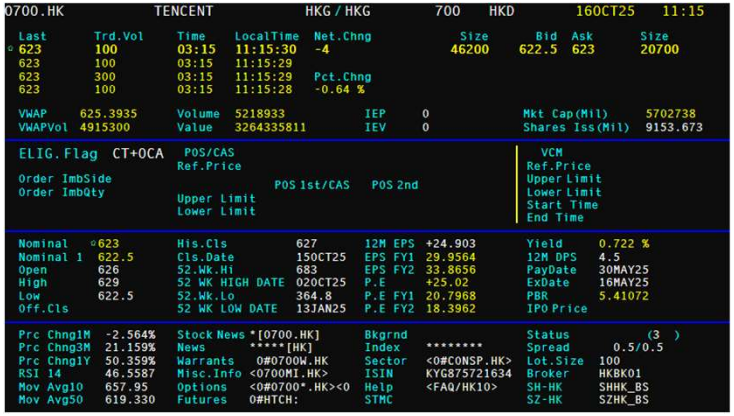

Quote



Financial Chart

2. Workspace Application

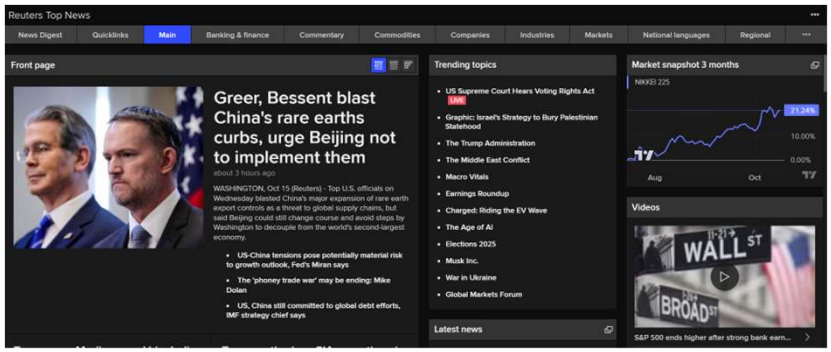

Top News

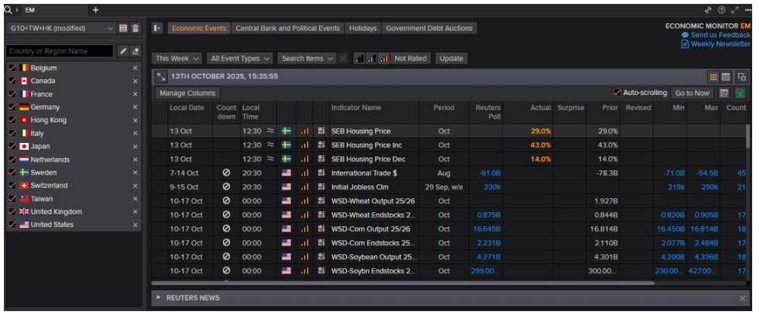

Economic Monitor

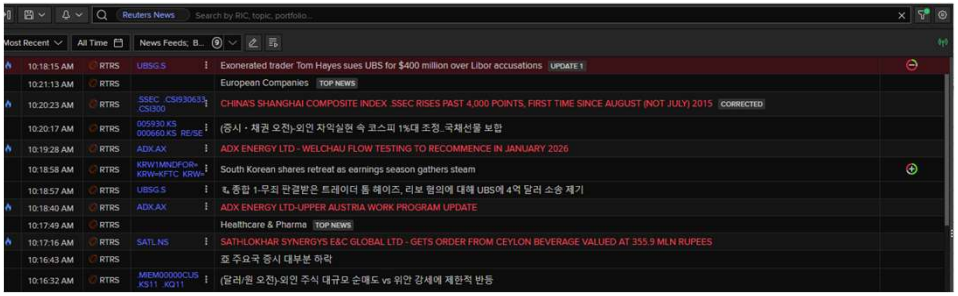

News Monitor

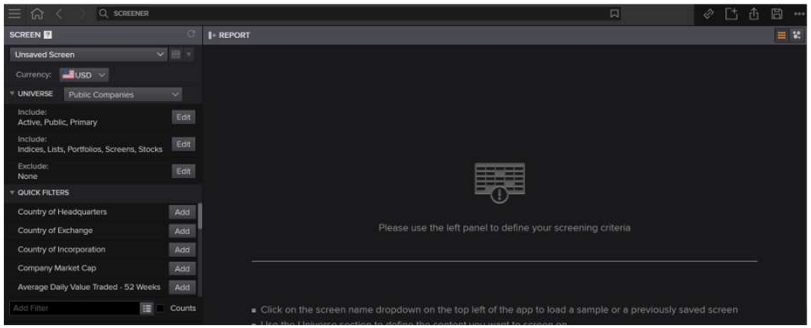

Screener

Workspace Application

Query types	Example queries
Data retrieval	What are the ESG scores for Shell and Exxon Mobil?
Screening	What are the coupon rates on the top 5 US high yield bonds YTD?
Comparison	Compare the 2025 gross margin and operating margin of Apple and Samsung.
Summarisation	What were the key risks disclosed in Microsoft's latest 10-K?
News	What's the latest news on LSEG?
Cross-dataset	List the top 10 institutional holders of NVIDIA and show the best-performing semiconductor-focused ETFs year-to-date.
Complex multi-step	Which semiconductor companies have the highest consensus EPS growth for FY2026? Then summarise what their management teams said about AI chip demand in Q4 2025 earnings calls.

AI Search

From prompt to response: Instantly turn complex market data into transparent insights

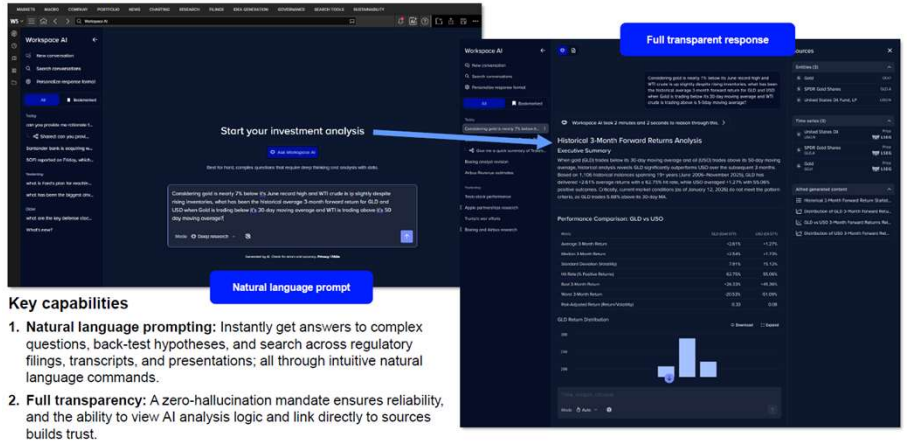

Key capabilities

1. **Natural language prompting:** Instantly get answers to complex questions, back-test hypotheses, and search across regulatory filings, transcripts, and presentations; all through intuitive natural language commands.
2. **Full transparency:** A zero-hallucination mandate ensures reliability, and the ability to view AI analysis logic and link directly to sources builds trust.

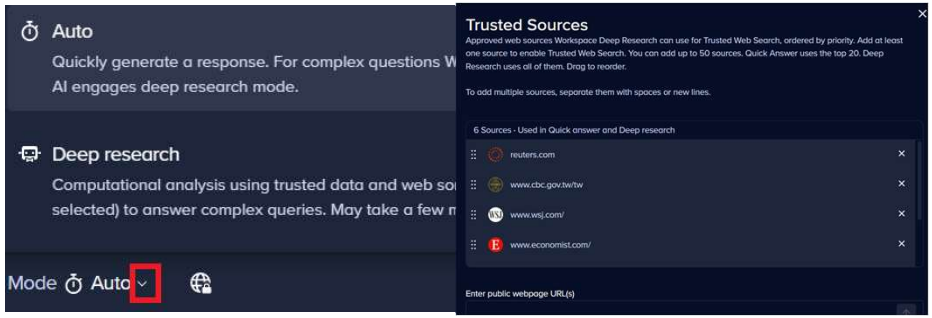

AI Deep Research

SDC PLATINUM



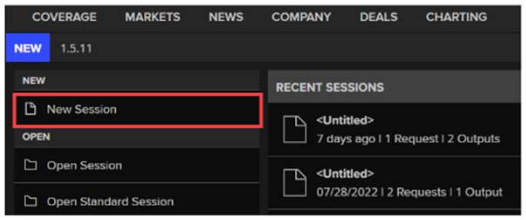

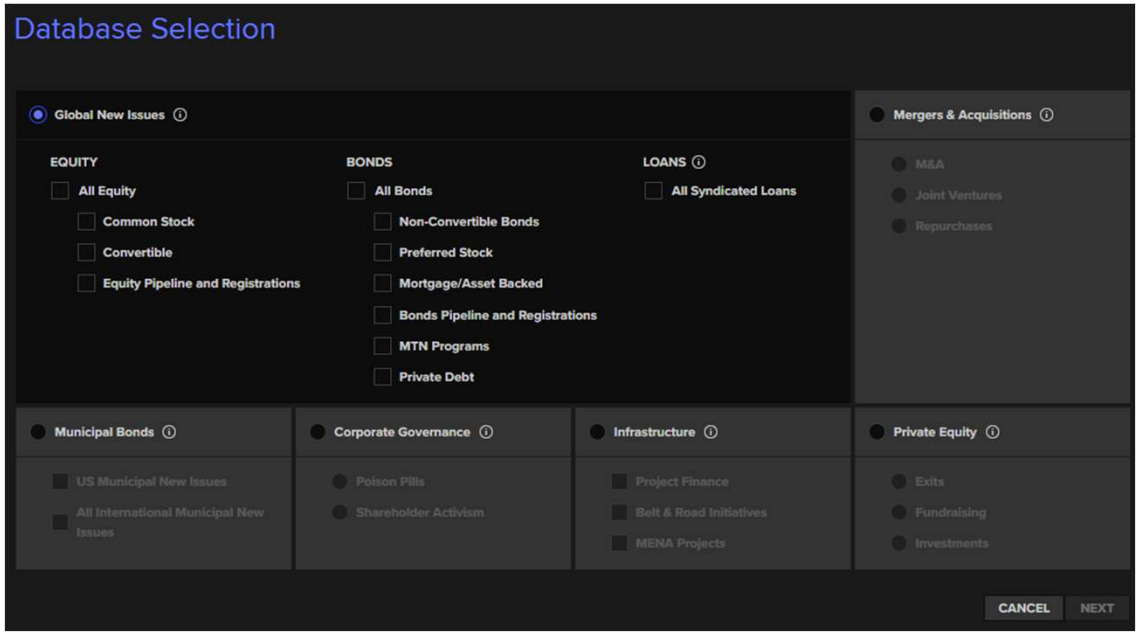

SDC PLATINUM

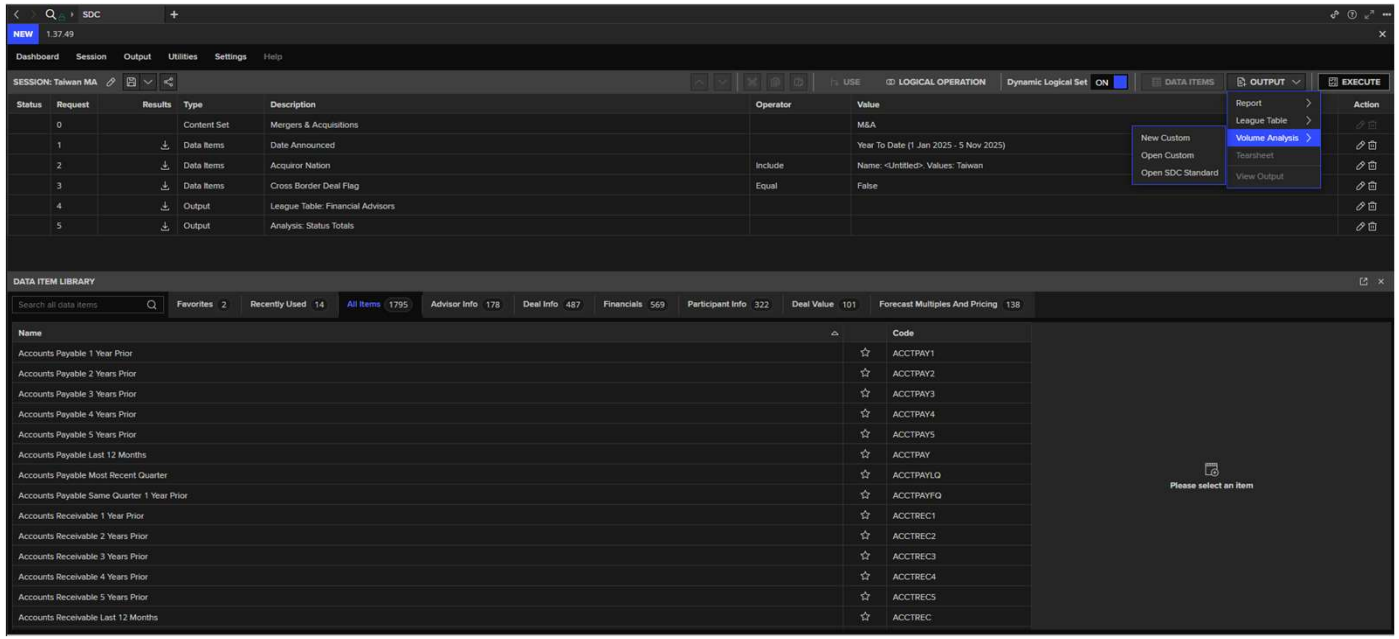

1. **Choose your own data item to set up filter**

2. **Output**
   - League Table
   - Volume Analysis

3. **Execute**

A. Accessing and logging in to Workspace Excel

Workspace Formula Component	Under Workspace Excel
=RDP.Data(Instrument(s), Data Item(s), Parameters(s)) =RDP.Data("MSFT.O","TR.TotalRevenue","Period=FY0") *Displays Microsoft's most recent fiscal year total revenue.*	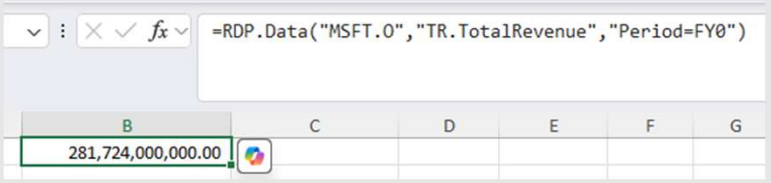
RDP.Data(Instrument(s), Data Item(s),) =RDP.Data("2330.TW","CF_Last") *Displays Taiwan Semiconductor (2330.TW)'s current last price.*	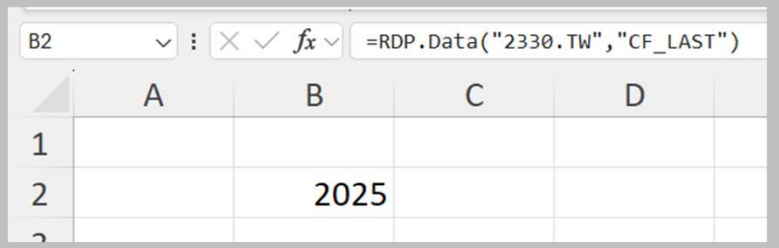

B. Capturing Data

- Build Formula in Excel

1. Build Formula

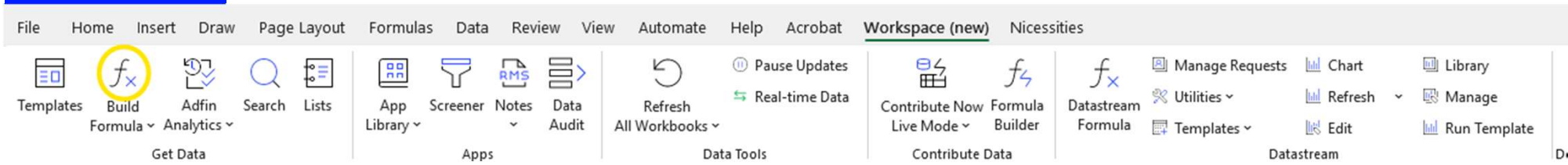

2. Under Build Formula (Formula Builder), add the required instruments

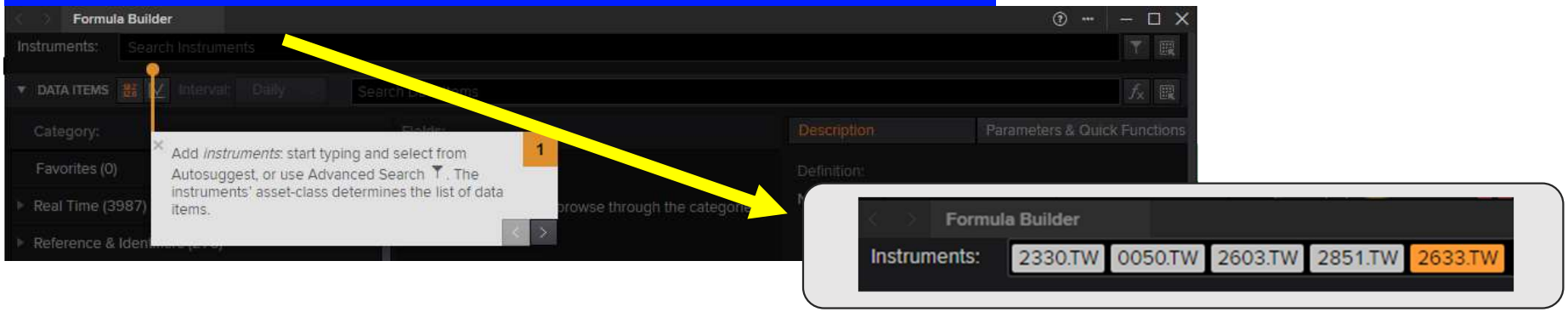

LSEG Academy

B. Capturing Data

- Build Formula in Excel

3. Add all the data item that you want, insert afterwards



B. Capturing Data

- Build Formula in Excel

3. Add all the data item that you want

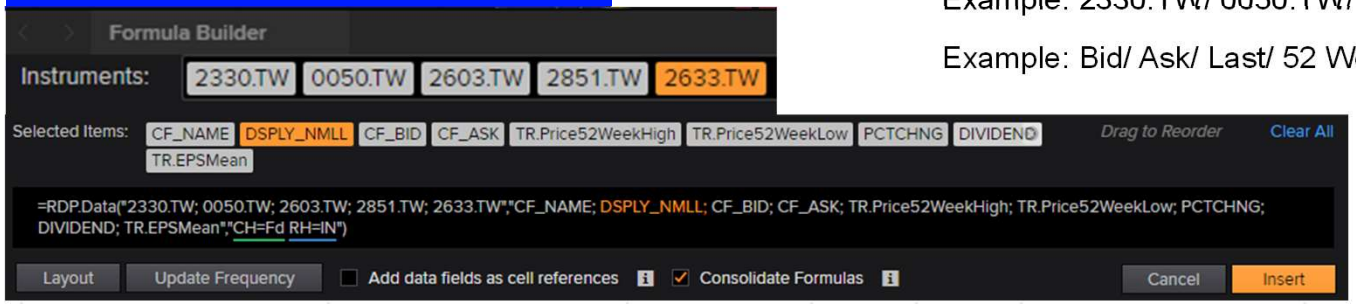

Example: 2330.TW/ 0050.TW/ 2603.TW/ 2851.TW/ 2633.TW

Example: Bid/ Ask/ Last/ 52 Week High/ 52 Week Low/ VWAP

What if I want to change the order?

Updated at 15:44:01	Name	Name	Bid	Ask	Price 52 Week High	Price 52 Week Low	VWAP
2330.TW	TAIWAN SEMICONT	台積電	2025	2030	2100	816	2041.6052
0050.TW	YT TW TOP50	元大台灣50	84.55	84.6	85.1	38.9875	84.8695
2603.TW	EVERGREEN MARINE	長榮	196.5	197	265	175	197.0546
2851.TW	CENTRAL REINS	中再保	29.7	29.75	31.85	21.95	29.6315
2633.TW	THSRC	台灣高鐵	26.75	26.8	29.2	25.65	26.7461

What if I want to add some more fields and instruments?

LSEG Academy

B. Capturing Data

- Build Formula in Excel

Click on the cell “Updated at XX:XX:XX and Build Formula again

Updated at 15:44:01	Name	Name	Bid	Ask	Price 52 Week High	Price 52 Week Low	VWAP
2330.TW	TAIWAN SEMICONT	台積電	2025	2030	2100	816	2041.6052
0050.TW	YT TW TOP50	元大台灣50	84.55	84.6	85.1	38.9875	84.8695
2603.TW	EVERGREEN MARINE	長榮	196.5	197	265	175	197.0546
2851.TW	CENTRAL REINS	中再保	29.7	29.75	31.85	21.95	29.6315
2633.TW	THSRC	台灣高鐵	26.75	26.8	29.2	25.65	26.7461

Sorting?
Not Recommend

Rearrange the order/ adding fields or instruments under Build Formula

Updated at 16:09:38	Name	Name	Bid	Ask	Price 5	Date of Price - 52 We	Price 52 Week Low	Date of Price - 52 W	VWAP
2330.TW	TAIWAN SEMICONT	台積電	2025	2030	2100	15/04/2026	816	22/04/2025	2041.61
0050.TW	YT TW TOP50	元大台灣50	84.55	84.6	85.1	20/04/2026	38.9875	22/04/2025	84.8695
2603.TW	EVERGREEN MARINE	長榮	196.5	197	265	23/05/2025	175	13/10/2025	197.055
2851.TW	CENTRAL REINS	中再保	29.7	29.75	31.85	15/04/2026	21.95	09/07/2025	29.6315
2633.TW	THSRC	台灣高鐵	26.75	26.8	29.2	10/11/2025	25.65	13/03/2026	26.7461
2646.TW	STARLUX AIR	星宇航空	20.85	20.9	26.9	11/06/2025	20.5	13/04/2026	20.8479
0056.TW	YT TW DIV PLUS	元大高股息	41.46	41.47	41.58	20/04/2026	31.45	24/04/2025	41.4961

- Example:
  Adding 2646.TW and 0056.TW

- Example:
  Adding Date of 52 weeks high/low & VWAP

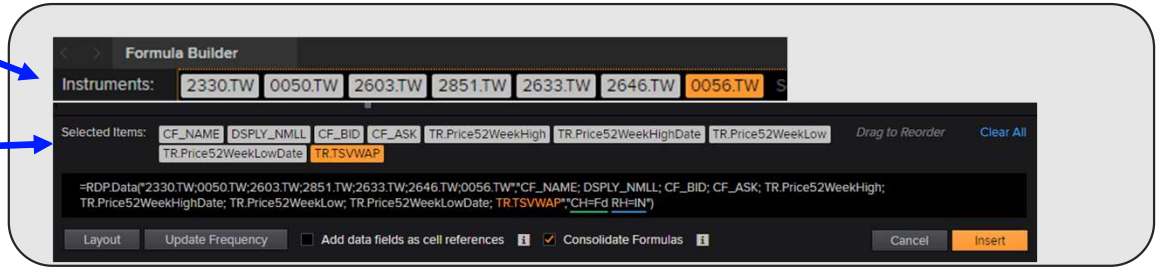

LSEG

LSEG Academy

B. Capturing Data

- Build Formula in Excel

Refresh the Workbook to update the value

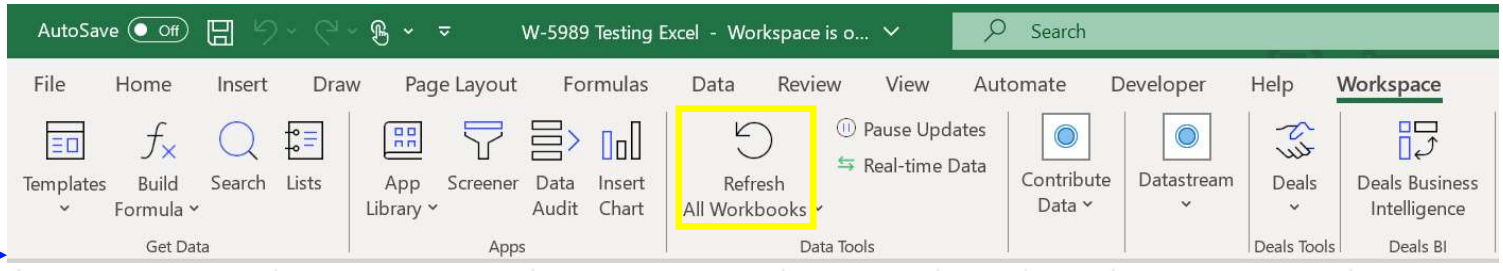

Updated at 16:09:38	Name	Name	Bid	Ask	Price 5	Date of Price - 52 We	Price 52 Week Low	Date of Price - 52 W	VWAP
2330.TW	TAIWAN SEMICONT	台積電	2025	2030	2100	15/04/2026	816	22/04/2025	2041.61
0050.TW	YT TW TOP50	元大台灣50	84.55	84.6	85.1	20/04/2026	38.9875	22/04/2025	84.8695
2603.TW	EVERGREEN MARINE	長榮	196.5	197	265	23/05/2025	175	13/10/2025	197.055
2851.TW	CENTRAL REINS	中再保	29.7	29.75	31.85	15/04/2026	21.95	09/07/2025	29.6315
2633.TW	THSRC	台灣高鐵	26.75	26.8	29.2	10/11/2025	25.65	13/03/2026	26.7461
2646.TW	STARLUX AIR	星宇航空	20.85	20.9	26.9	11/06/2025	20.5	13/04/2026	20.8479
0056.TW	YT TW DIV PLUS	元大高股息	41.46	41.47	41.58	20/04/2026	31.45	24/04/2025	41.4961

LSEG Academy

B. Capturing Data

- Build Formula in Excel with time series data

① Change the Data Items into Time Series

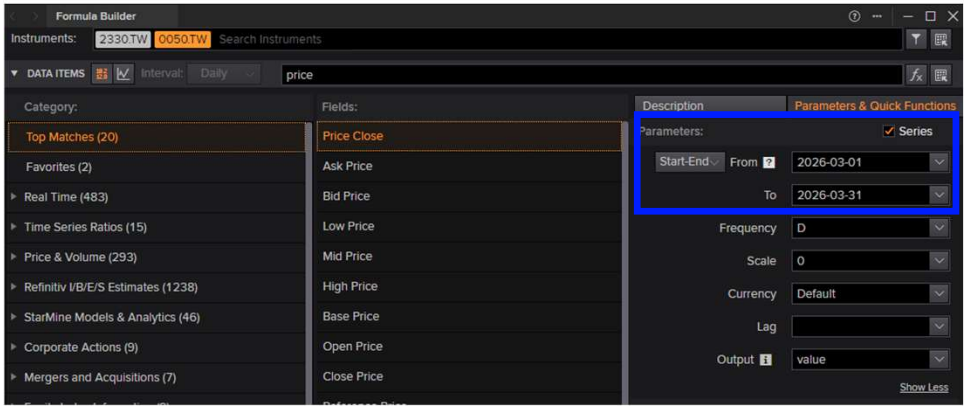

② Choose the fields and Change the Parameters

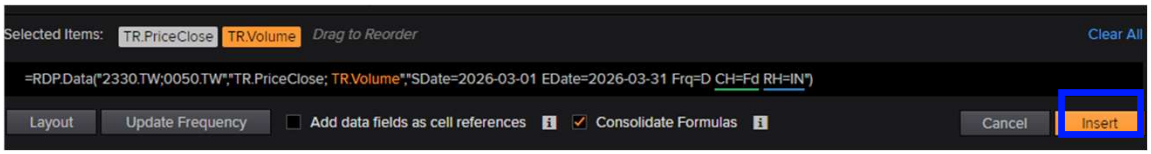

③ Insert to Microsoft Excel

Updated at 16:25:40	2330.TW	2330.TW	0050.TW	0050.TW
	Price Close	Volume	Price Close	Volume
02/03/2026	1975	57404594	80.35	224651381
03/03/2026	1935	54577298	78.75	324317518
04/03/2026	1865	84647010	75.6	505217770
05/03/2026	1900	56489914	77.4	207004644
06/03/2026	1890	34307388	76.85	151611764
09/03/2026	1810	94441296	73.6	542230074
10/03/2026	1850	46926862	75.2	173870150
11/03/2026	1940	39238328	78.2	151798656
12/03/2026	1885	40662382	76.6	131518817
13/03/2026	1865	36317450	75.95	115111624
16/03/2026	1845	35401289	75.6	105392137
17/03/2026	1870	26754183	76.65	63986997
18/03/2026	1905	25694925	77.8	78000193
19/03/2026	1850	38750629	76	141733755
20/03/2026	1840	53705722	75.9	72638922
23/03/2026	1810	41950478	74.25	233385121
24/03/2026	1810	30569936	74.4	90466270
25/03/2026	1845	46664345	76.2	94344080
26/03/2026	1840	24634887	75.8	80069071
27/03/2026	1820	33883223	75	115798710
30/03/2026	1780	46272405	73.9	175515568
31/03/2026	1760	75832456	72.35	257738774

LSEG Academy

B. Capturing Data

- Copy from Monitor List

1. Open the Monitor Application

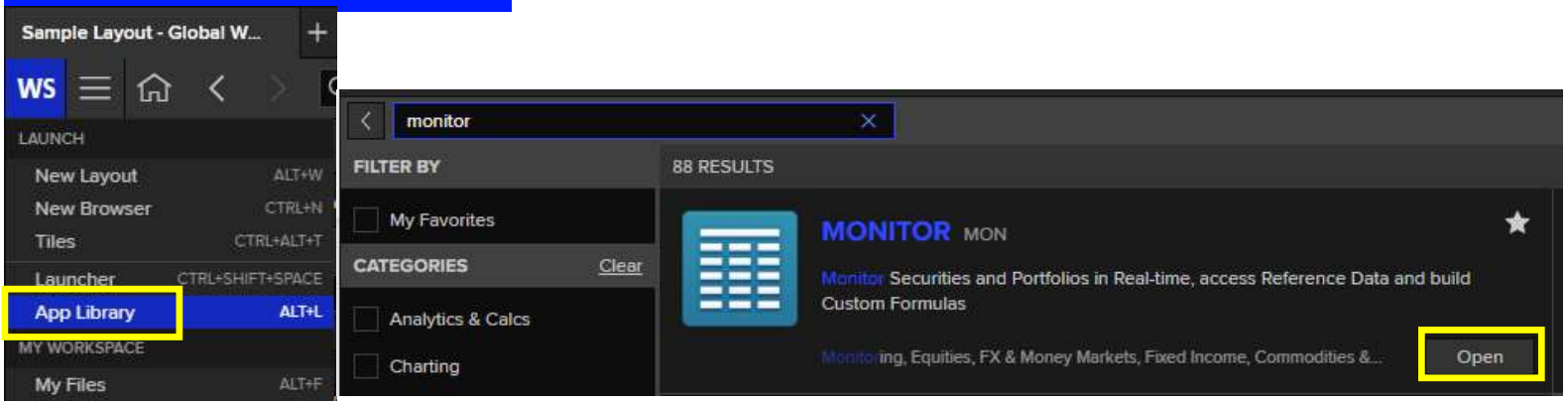

2. Set up the list in Monitor Function Directly



RIC	Name	Last	Pct. Chng	Net. Chng	Close	Price 52 Week...	Price 52 Week...	Currency
GOOGL.O	ALPHABET INC A	140.23	-0.0997 %	-0.14	140.23	142.68	84.86	USD
AAL.O	AMERICN ARLNS GP	13.98	-0.0715 %	-0.01	13.98	19.08	10.86	USD
FUTU.O	FUTU HLDG LT ADR	54.17	4.2332 %	+2.2	54.17	67.49	35.91	USD
MSFT.O	MICROSOFT CP	375.28	0.3235 %	+1.21	375.28	384.3	219.35	USD
TSLA.O	TESLA INC	253.18	-3.1594 %	-8.26	253.18	299.29	101.81	USD

Please save your monitor list for further use

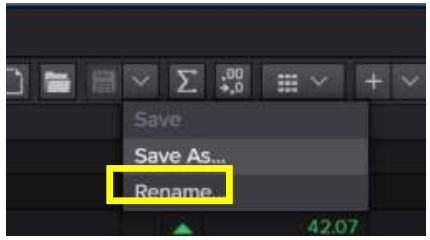

- Equities Example: GOOGL.O/ AAL.O/ FUTU.O/ MSFT.O/ TSLA.O
- Fields Example: Last/ Pct.Chng/ Net.Chng/ Close/ Price 52 Week High/ Price 52 Week Low/ Currency

LSEG

LSEG Academy

B. Capturing Data

- Copy from Monitor List

3. Copy Monitor

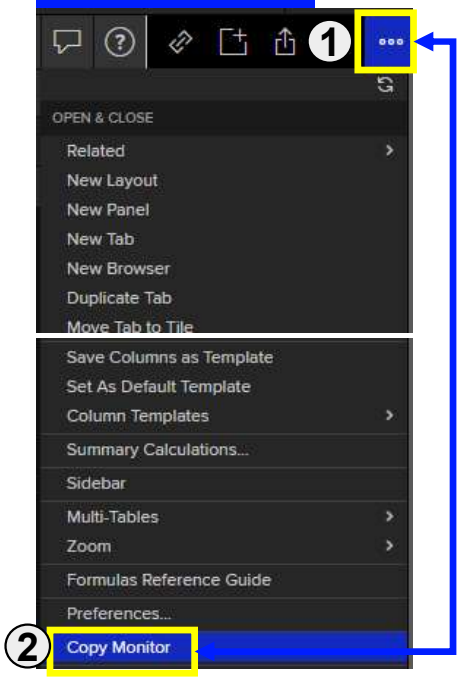

③ Copy and Paste to Excel

=TR(B3,"CF_CLOSE","RTFEED:IDN_RDFNTS_CF")

	B	C	D	E	F	G	H	I	J
	RIC	Name	Last	Pct. Chng	Net. Chng	Close	Price 52 Week High	Price 52 Week Low	Currency
	GOOGL.O	ALPHABET INC A	140.23	-0.0997	-0.14	140.23	142.68	84.86	USD
	AAL.O	AMERICN ARLNS GP	13.98	-0.0715	-0.01	13.98	19.08	10.86	USD
	FUTU.O	FUTU HLDG LT ADR	54.17	4.2332	2.2	54.17	67.49	35.91	USD
	MSFT.O	MICROSOFT CP	375.28	0.3235	1.21	375.28	384.3	219.35	USD
	TSLA.O	TESLA INC	253.18	-3.1594	-8.26	253.18	299.29	101.81	USD

- Please note that the cell are in formula.
  You may refresh the workbook at any time



- Otherwise, you may paste it as “Value”.

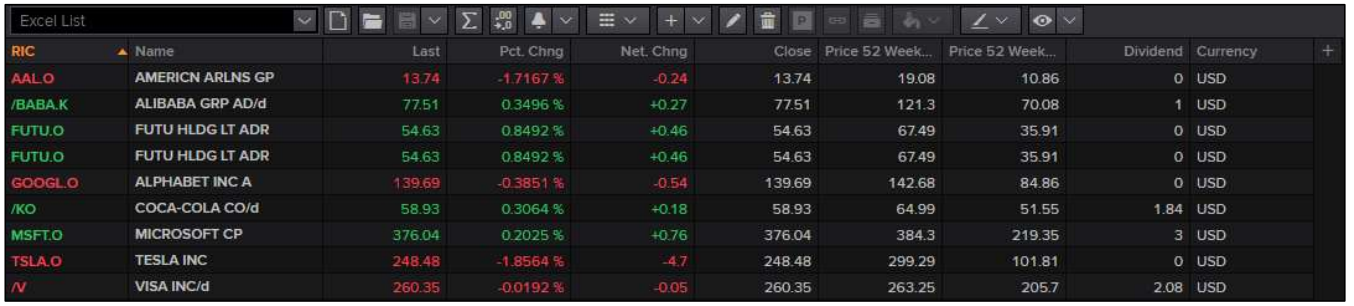

RIC	Name	Last	Pct. Chng	Net. Chng	Close	Price 52 Week...	Price 52 Week...	Dividend	Currency
AAL.O	AMERICN ARLNS GP	13.74	-1.7167 %	-0.24	13.74	19.08	10.86	0	USD
/BABA.K	ALIBABA GRP AD/d	77.51	0.3496 %	+0.27	77.51	121.3	70.08	1	USD
FUTU.O	FUTU HLDG LT ADR	54.63	0.8492 %	+0.46	54.63	67.49	35.91	0	USD
FUTU.O	FUTU HLDG LT ADR	54.63	0.8492 %	+0.46	54.63	67.49	35.91	0	USD
GOOGL.O	ALPHABET INC A	139.69	-0.3851 %	-0.54	139.69	142.68	84.86	0	USD
/KO	COCA-COLA CO/d	58.93	0.3064 %	+0.18	58.93	64.99	51.55	1.84	USD
MSFT.O	MICROSOFT CP	376.04	0.2025 %	+0.76	376.04	384.3	219.35	3	USD
TSLA.O	TESLA INC	248.48	-1.8564 %	-4.7	248.48	299.29	101.81	0	USD
/V	VISA INC/d	260.35	-0.0192 %	-0.05	260.35	263.25	205.7	2.08	USD

- For any amendments/ order rearrangement, do it in the Monitor Application directly.

LSEG

LSEG Academy

B. Capturing Data

- Create in Excel with SpeedData ft. Data Item BrowserTool

1. Open the Excel, Key in the instrument RIC codes on rows, data fields on columns

	DSPLY_NMLL	TR.ISIN	CF_LAST	CF_BID
0005.HK				
0700.HK				
1810.HK				
9988.HK				
1137.HK				

2. Select the table, right click and choose "Workspace – SpeedData"

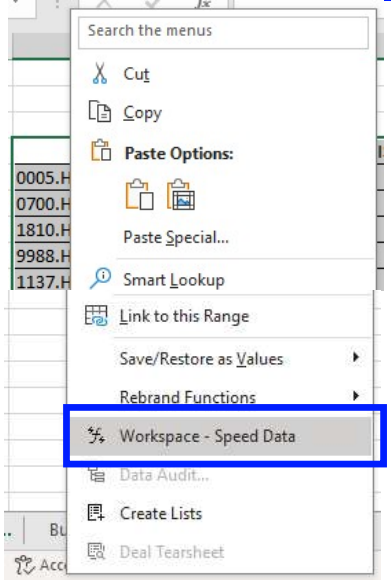

How can I remember the formula?

The 'CODE' is unexpected in formula.	DSPLY_NMLL	ISIN CODE	CF_LAST	
0005.HK				
0700.HK				
1810.HK				
9988.HK				
1137.HK				

Updated at 11:38:33	DSPLY_NMLL	TR.ISIN	CF_LAST	CF_BID
0005.HK	匯豐控股	GB0005405286	62.65	62.65
0700.HK	騰訊控股	KYG875721634	297	297
1810.HK	小米集團 - W	KYG9830T1067	15.36	15.36
9988.HK	阿里巴巴 - S W	KYG017191142	74.75	74.75
1137.HK	香港科技探索	HK0000065349	2.59	2.59

LSEG

LSEG Academy

B. Capturing Data

- Create in Excel with SpeedData ft. Data Item Browser Tool

3. Search in Data Item Browser!

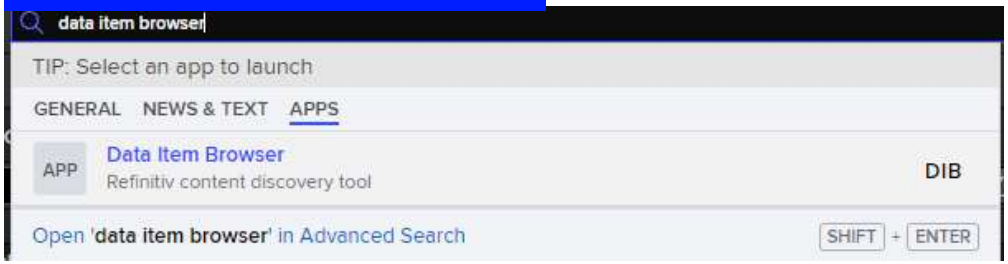

4. Search one example under the asset class you are looking for



① Search the instrument

② Find the field under Data Item Browser

③ Copy from the bottom/ Type in Excel directly

LSEG

LSEG Academy

B. Capturing Data

- Create in Excel with SpeedData ft. reference from Workspace

① Search the instrument and click overview



② Point to the field that you would like to key in excel

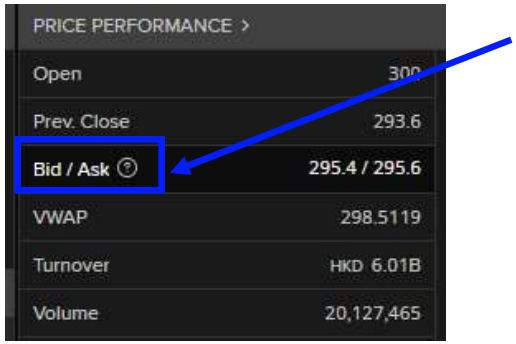

③ Click on the " ? "

④ Excel Function will be shown as follow

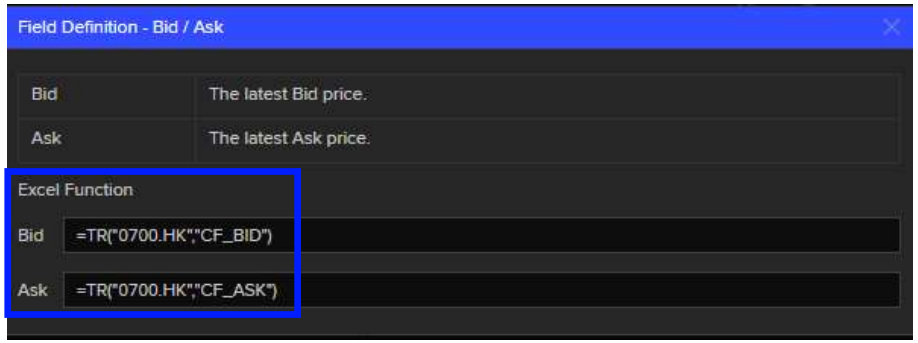

LSEG

LSEG Academy

B. Capturing Data

- Create in Excel with SpeedData ft. Data Item Browser Tool

Let's demonstrate with Fixed Income

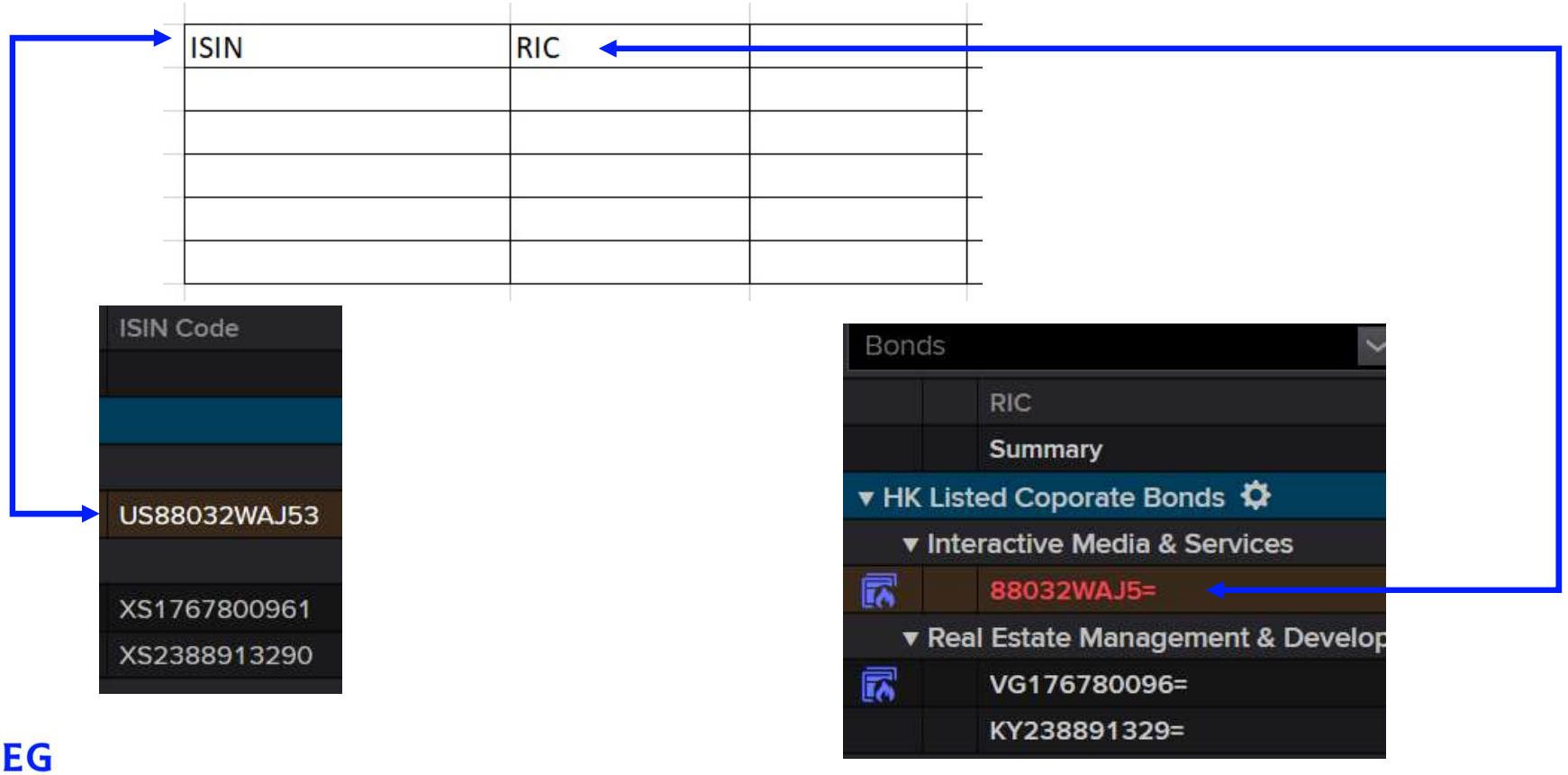

LSEG Academy

B. Capturing Data

- Create in Excel with SpeedData ft. Data Item Browser Tool

Let's demonstrate with Fixed Income

① Search the instrument

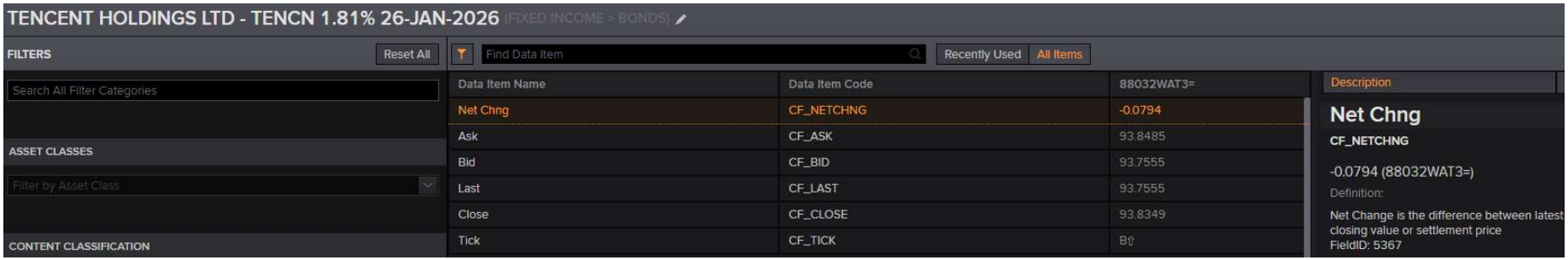

② Suggest to key in ISIN instead of RIC

③ Key in the instruments and fields

④ rRight click at the cell and choose "Workspace – SpeedData

Updated at 15:34:37	TR.PreferredRIC	TR.FiDescription	TR.FiIssuerName	TR.BIDPRICE	TR.BIDYIELD	TR.ASKPRICE	TR.ASKYIELD	TR.ADF_COUPON	TR.FiMaturityStandardYield	TR.FiMaturityDate
US88032WAT36	88032WAT3=	TENCN 1.810 01/26/26 '25 MTN	TENCENT HOLDINGS LTD	93.8347	4.9901	93.9279	4.9401	1.81	4.99	1/26/2026
US02079KAH05	02079KAH0=	GOOGL 0.450 08/15/25 '25	ALPHABET INC	93.8267	4.4495	93.8711	4.4196	0.45	4.45	8/15/2025
US023135CD60	023135CD6=	AMZN 2.730 04/13/24	AMAZON.COM INC	99.2296	5.5125	99.2997	5.256	2.73	5.51	4/13/2024
US12565WAA99	12565WAA9=	CKHTN 1.500 04/15/26 '26	CK HUTCHISON INTERNATIONAL (21) LTD	92.7046	4.9158	92.803	4.8675	1.5	4.92	4/15/2026

C. Excel Templates Library

1. Open Templates

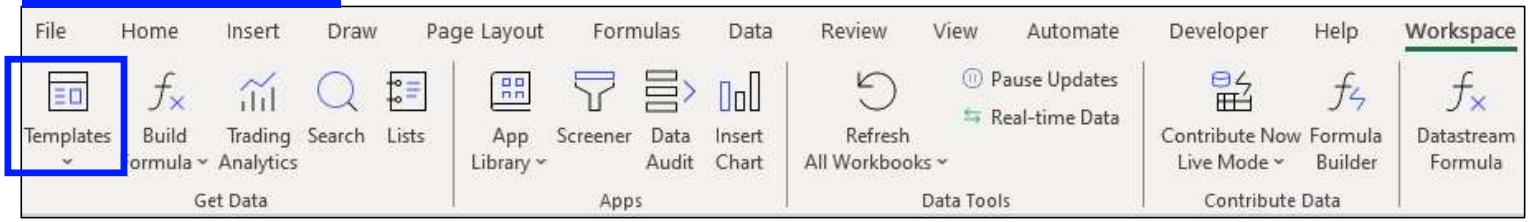

- We offered more than 100 different types of excel templates for you to access the financial data.

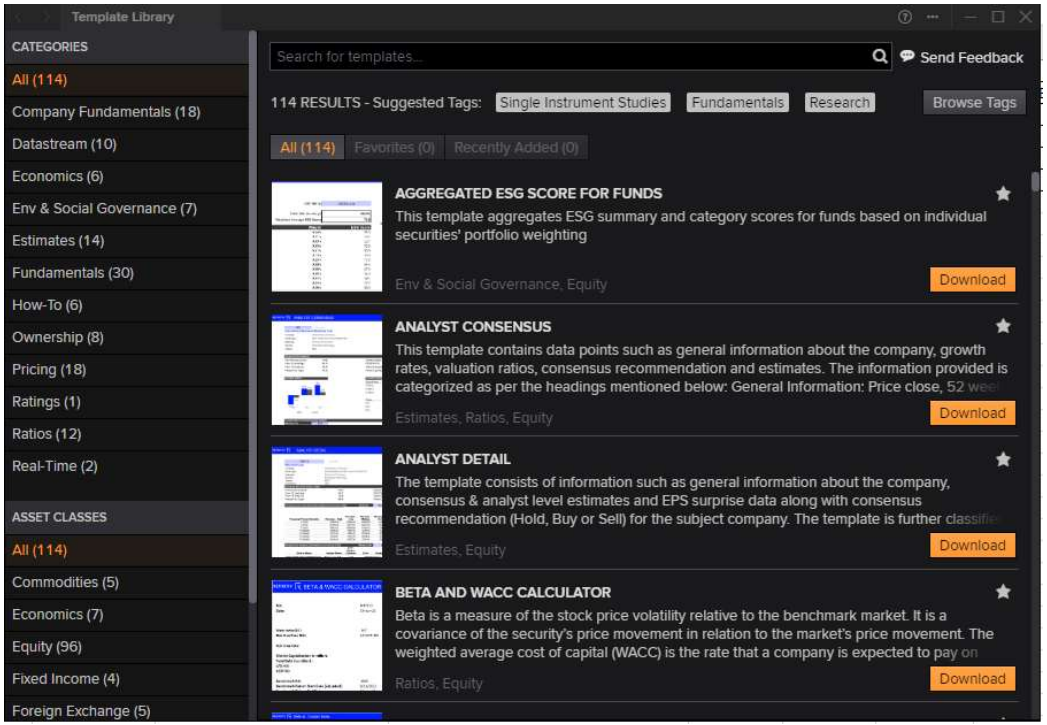

C. Excel Templates Library

1. Intraday Price Performance

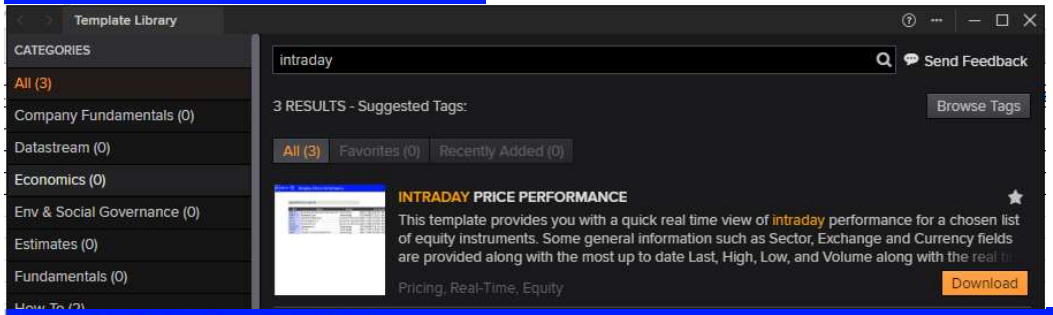

REFINITIV Intraday Price Performance

Enter RIC from cell A8

RIC	Name	Sector	Exchange	Country	Currency	Last	High	Low	Volume	Prev Close	PR % Chg
0002.HK	CLP Holdings Ltd	Utilities	HONG KONG EXCHANGES AND CLEAF	Hong Kong	HKD	67.75	67.9	67.5	1466173	67.65	0.15%
0005.HK	HSBC Holdings PLC	Financials	HONG KONG EXCHANGES AND CLEAF	Hong Kong	HKD	51.7	52.15	51.5	4742029	52.2	-0.96%
0023.HK	Bank of East Asia Ltd	Financials	HONG KONG EXCHANGES AND CLEAF	Hong Kong	HKD	10.38	10.48	10.28	767731	10.36	0.19%
0388.HK	Hong Kong Exchanges and Clearing Lt	Financials	HONG KONG EXCHANGES AND CLEAF	Hong Kong	HKD	345.2	348.8	342.4	2354153	346.8	-0.46%
0700.HK	Tencent Holdings Ltd	Technology	HONG KONG EXCHANGES AND CLEAF	Hong Kong	HKD	300.4	302	292.6	14976633	300.4	0.00%
1299.HK	AIA Group Ltd	Financials	HONG KONG EXCHANGES AND CLEAF	Hong Kong	HKD	76.7	77.7	76.35	10933927	77.15	-0.58%
1810.HK	Xiaomi Corp	Technology	HONG KONG EXCHANGES AND CLEAF	Hong Kong	HKD	11.6	12.18	11.54	77855831	12.12	-4.29%
2888.HK	Standard Chartered PLC	Financials	HONG KONG EXCHANGES AND CLEAF	Hong Kong	HKD	56.6	56.65	56	160461	57.3	-1.22%
9988.HK	Alibaba Group Holding Ltd	Technology	HONG KONG EXCHANGES AND CLEAF	Hong Kong	HKD	89.55	92.4	88.55	25193964	91.75	-2.40%

TR.CompanyName
TR.TRBCEconomicSector
TR.ExchangeName
TR.ExchangeCountry
cf_curr
cf_last
cf_high
cf_low
cf_volume
cf_close

Key in the RICs to extract the relevant result

LSEG Academy

C. Excel Templates Library

2. Company Events Calendar

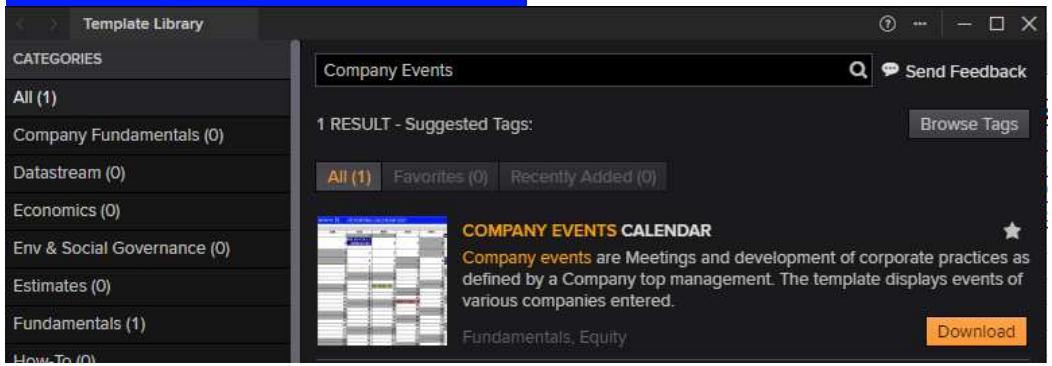

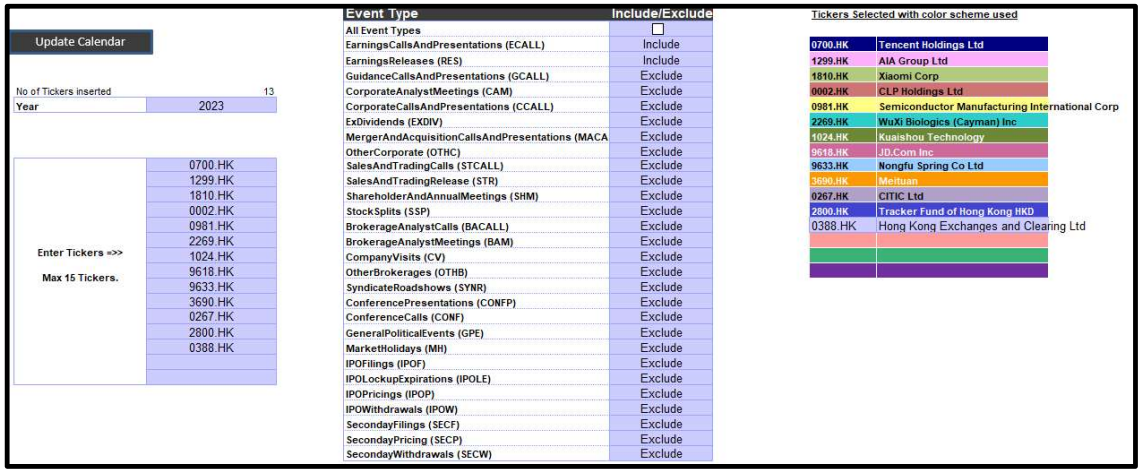



LSEG

LSEG Academy

C. Excel Templates Library

3. NAV History for Funds

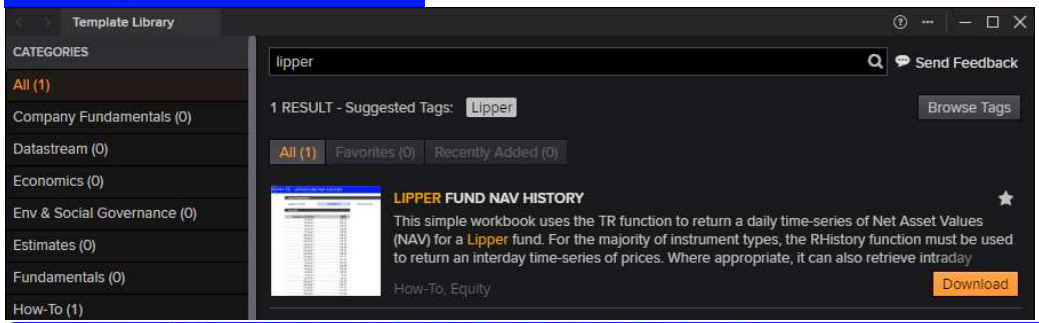

REFINITIV LIPPER FUND NAV HISTORY

Input Parameters

Lipper Fund RIC	LP68172968	Allianz Inc & Gr

Results

Updated at 15:46:05	NAV
1-Jan-24	8.1834
29-Dec-23	8.1834
28-Dec-23	8.1868
27-Dec-23	8.1692
26-Dec-23	8.1504

Key in the Fund RIC

C. Excel Templates Library

4. Company Fundamentals

Income Statement

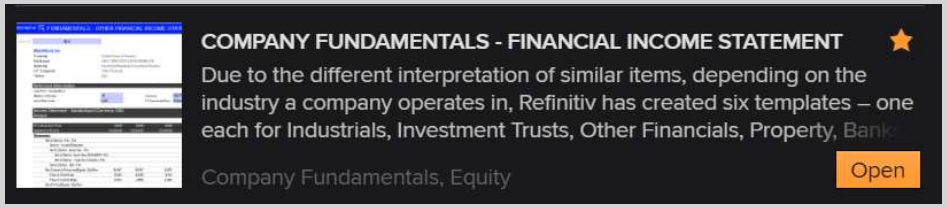

REFINITIV FUNDAMENTALS - OTHER FINANCIAL INCOME STATEMENT

Enter RIC: 0388.HK

Hong Kong Exchanges and Clearing Ltd

Country	Hong Kong
Exchange	HONG KONG EXCHANGES AND CLEARING LTD
Industry	Investment Banking & Investment Services
CF Template	Other Financial
Ticker	388

Reference Information

Cash Flow - Standardized

Number of Periods:	5	Currency:	NATIVE
Latest Data to the:	Left	FX Conversion Rate:	PeriodEnd

Income Statement - Standardized (Currency: HKD)
Annual

Fx Conversion Rate	1.0000	1.0000	1.0000	1.0000	1.0000
Updated at 11:57:32	12/31/2021	12/31/2020	12/31/2019	12/31/2018	12/31/2017

Balance Sheet

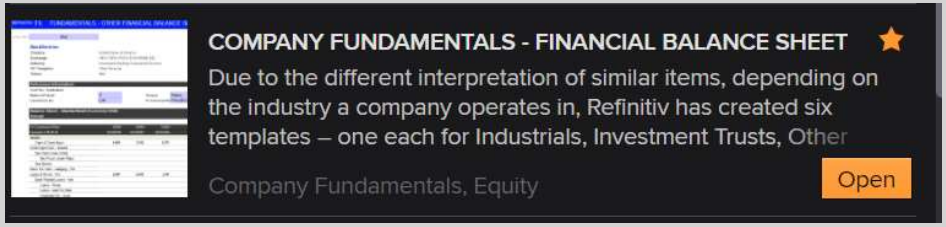

REFINITIV FUNDAMENTALS - OTHER FINANCIAL BALANCE SHEET

Enter RIC: 1810.HK

Xiaomi Corp

Country	China
Exchange	HONG KONG EXCHANGES AND CLEARING LTD
Industry	Computers, Phones & Household Electronics
CF Template	Industrial
Ticker	1810

Reference Information

Cash Flow - Standardized

Number of Periods:	5	Currency:	Native
Latest Data to the:	Left	FX Conversion Rate	PeriodEnd

Balance Sheet - Standardized (Currency: CNY)
Annual

Fx Conversion Rate	1.0000	1.0000	1.0000	1.0000	1.0000
Updated at 11:53:22	12/31/2021	12/31/2020	12/31/2019	12/31/2018	12/31/2017

LSEG Academy

CORPORATE

D. Screener

1. Open Screener



2. Screen according to your preference

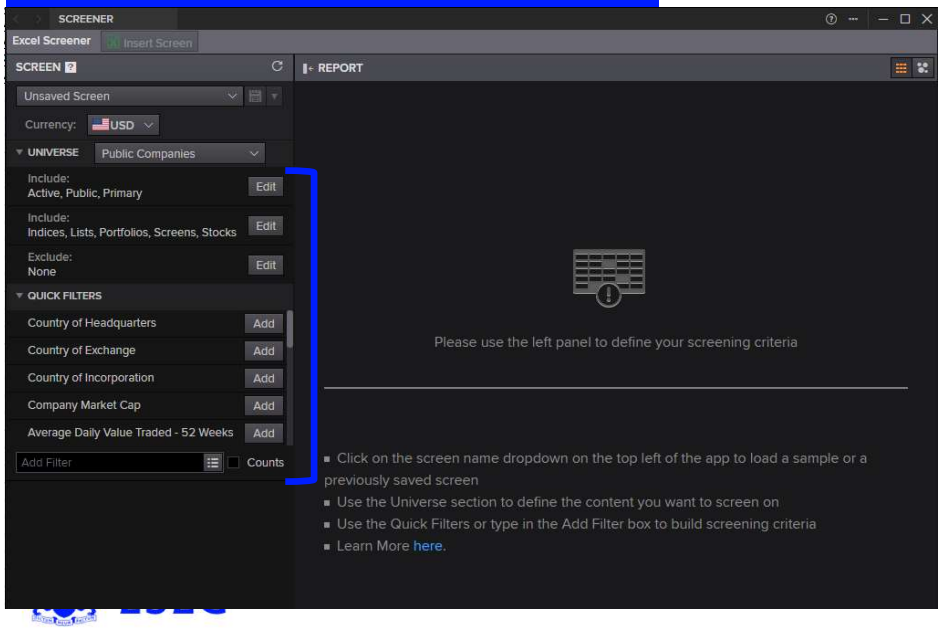

LSEG Academy

D. Screener

① Screen with filters

Example:
1. Currency: HKD/ 2. Country of Exchange: Hong Kong/
3. Company Market Cap: In Top 20 Rank

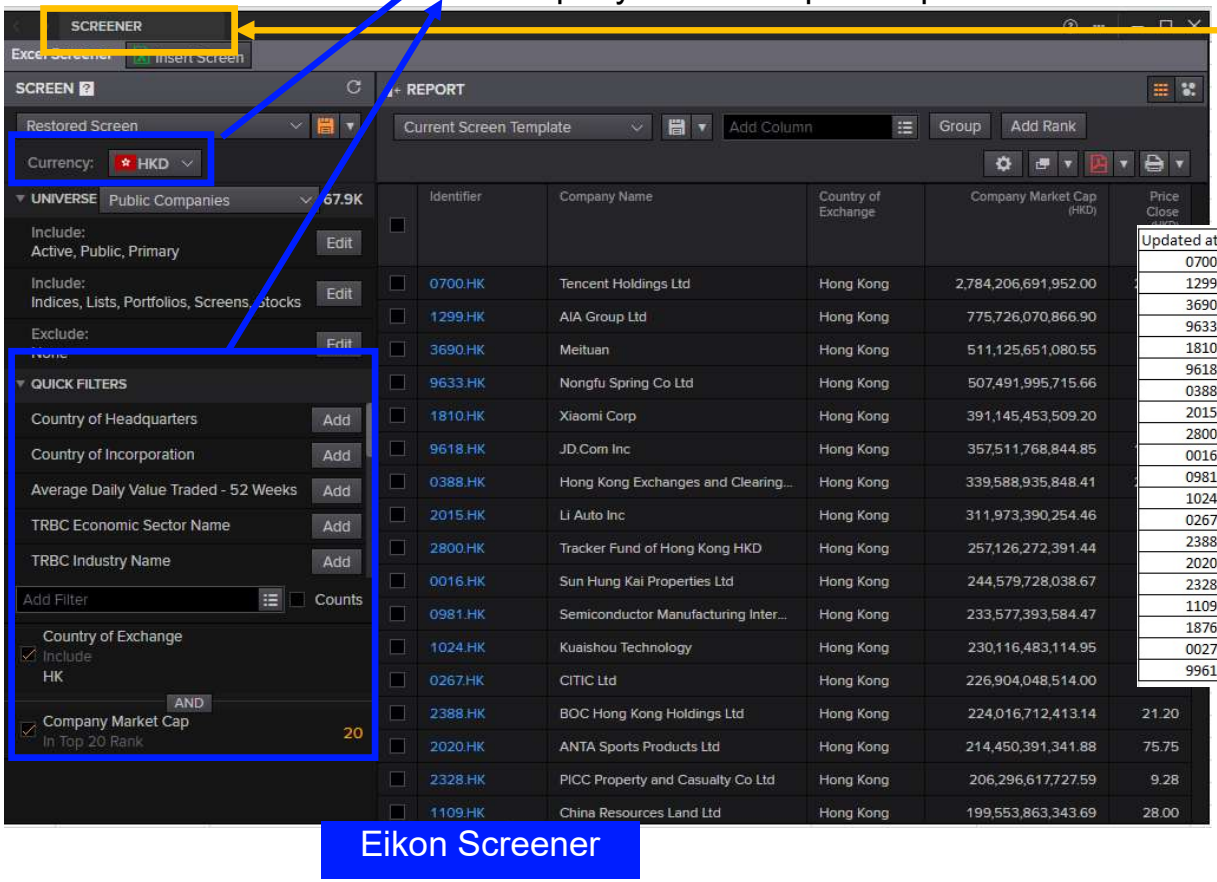

Eikon Screener

② Insert Screen

Updated at 15:05:51	Company Common Name	Country of Exchange	Company Market Cap	Price Close
0700.HK	Tencent Holdings Ltd	Hong Kong	2,786,342,926,260.00	293
1299.HK	AIA Group Ltd	Hong Kong	776,294,676,589.80	68.1
3690.HK	Meituan	Hong Kong	514,223,625,991.05	82.35
9633.HK	Nongfu Spring Co Ltd	Hong Kong	508,340,281,280.00	45.2
1810.HK	Xiaomi Corp	Hong Kong	408,140,770,645.96	16.28
9618.HK	JD.Com Inc	Hong Kong	358,031,187,344.20	112.6
0388.HK	Hong Kong Exchanges and Clearing Ltd	Hong Kong	339,407,821,506.80	267.6
2015.HK	Li Auto Inc	Hong Kong	306,753,640,781.09	144.5
2800.HK	Tracker Fund of Hong Kong HKD	Hong Kong	258,805,084,818.32	17.23
0016.HK	Sun Hung Kai Properties Ltd	Hong Kong	245,974,252,586.16	84.85
0981.HK	Semiconductor Manufacturing International Corp	Hong Kong	235,386,731,537.83	20.2
1024.HK	Kuaishou Technology	Hong Kong	228,104,759,715.00	52.5
0267.HK	CITIC Ltd	Hong Kong	227,867,168,298.92	7.83
2388.HK	BOC Hong Kong Holdings Ltd	Hong Kong	223,174,213,473.32	21.1
2020.HK	ANTA Sports Products Ltd	Hong Kong	215,987,541,875.00	76.25
2328.HK	PICC Property and Casualty Co Ltd	Hong Kong	203,521,302,522.45	9.15
1109.HK	China Resources Land Ltd	Hong Kong	199,666,308,212.00	28
1876.HK	Budweiser Brewing Company APAC Ltd	Hong Kong	192,823,860,320.00	14.56
0027.HK	Galaxy Entertainment Group Ltd	Hong Kong	191,420,380,333.57	43.75
9961.HK	Trip.com Group Ltd	Hong Kong	189,138,827,772.35	276.6

Microsoft Excel

E. Datastream

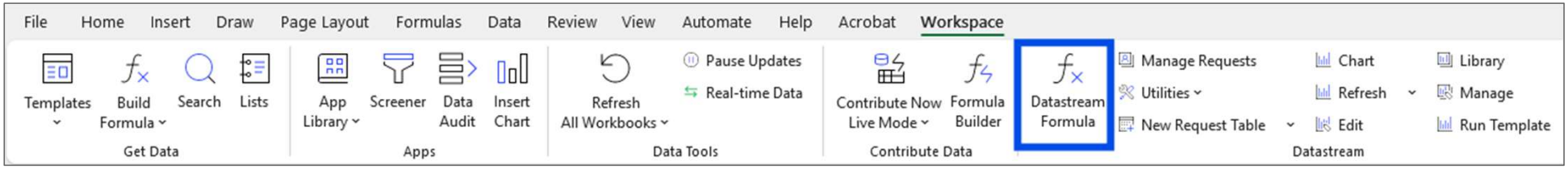

- Static/ As Of Request – historical data for a specific time
- Time Series/ Start-End Request – historical data for a period

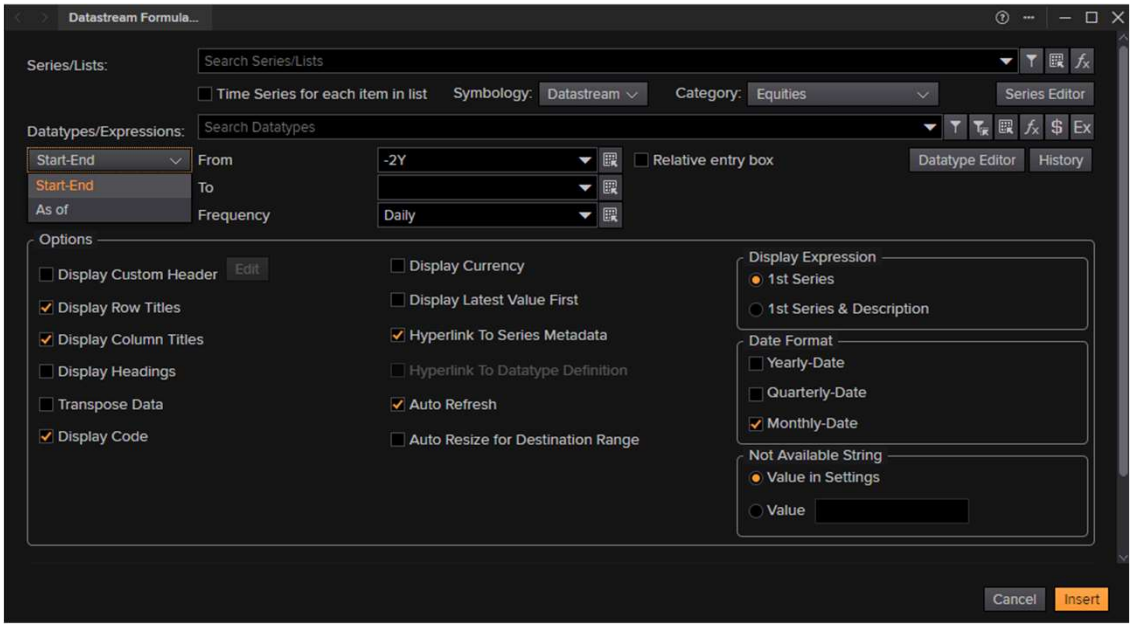

E. Datastream

• Static/ As Of Request – historical data for a specific time

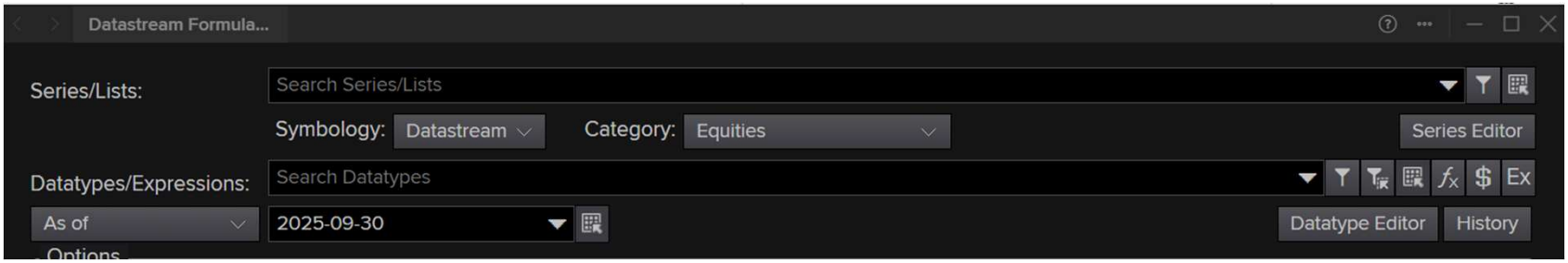

• Time Series/ Start-End Request – historical data for a period

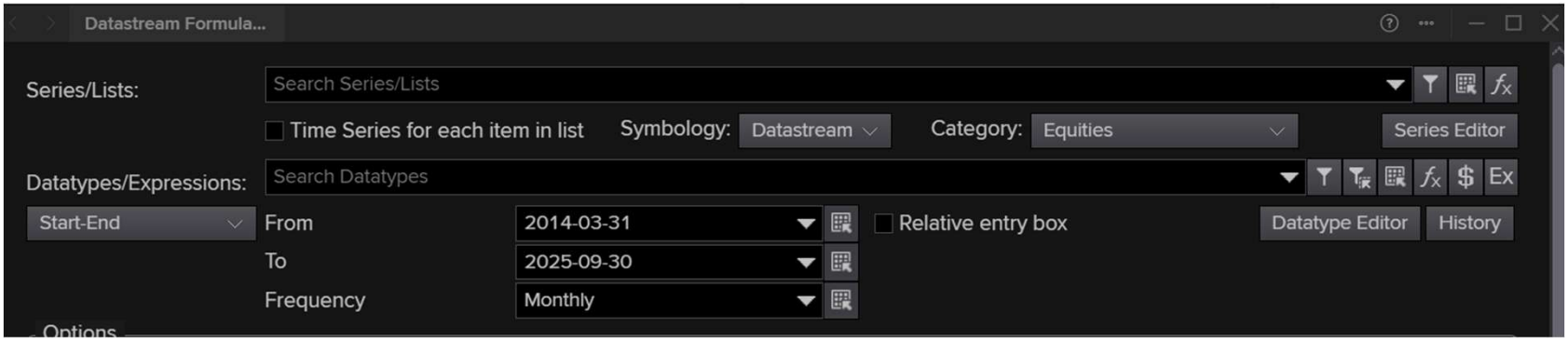

E. Datastream

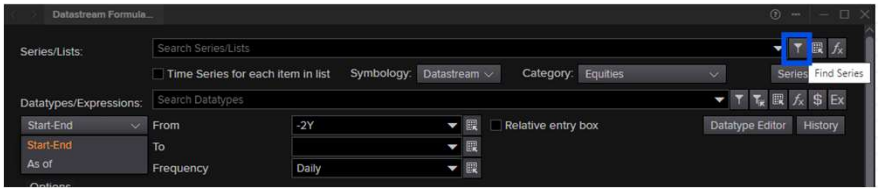

Find Series

Select the Items in Navigator -> Use

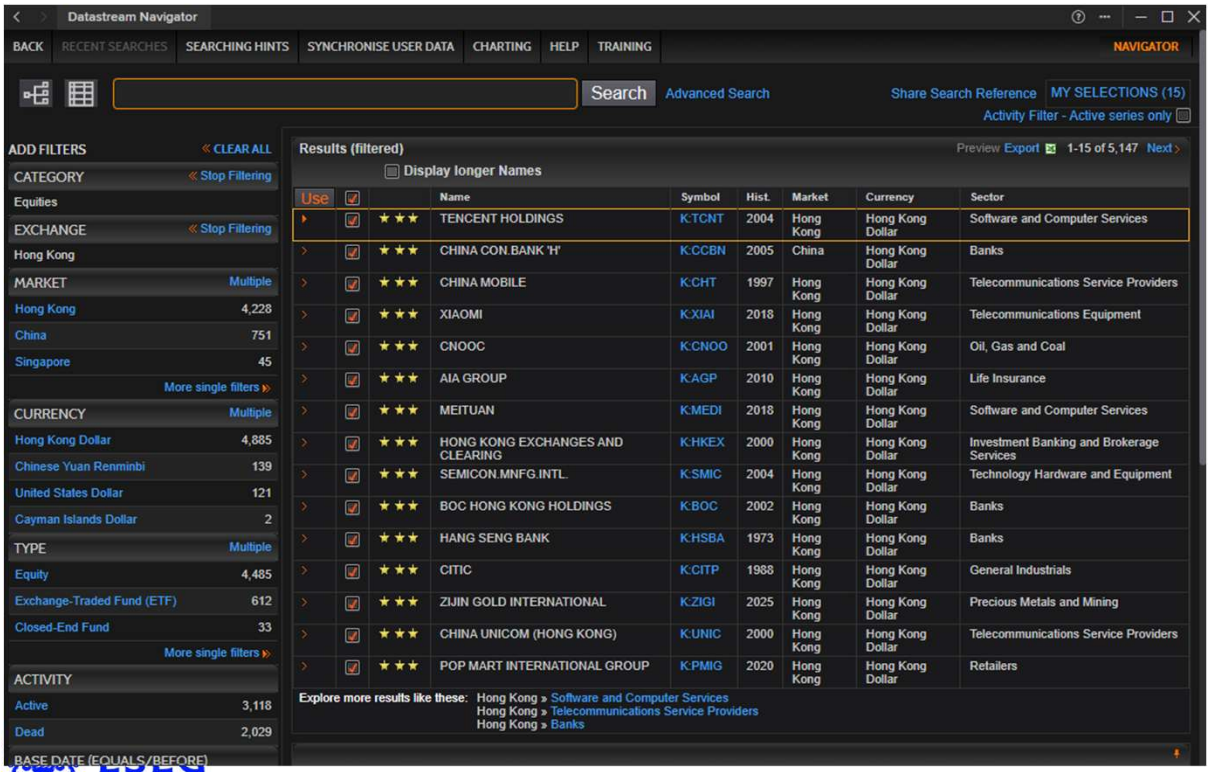

TW Equity Data

Date	31/10/2025		
Type	RIC	NAME	X
TW:TSM	2330.TW	TAIWAN SEMICON.MNFG.	1500
TW:HON	2317.TW	HON HAI PRECN.IND.	257.5
TW:DEL	2308.TW	DELTA ELECTRONICS	995
TW:MDT	2454.TW	MEDIATEK	1310
TW:FUB	2881.TW	FUBON FINL.HLDG.	91.2
TW:AIH	3711.TW	ASE TECHNOLOGY HOLDING	247.5
TW:CHG	2412.TW	CHUNGHWA TELECOM	131
TW:QUM	2382.TW	QUANTA COMPUTER	300.5
TW:CFC	2882.TW	CATHAY FINL.HLDG.	64
TW:CHI	2891.TW	CTBC FINL.HLDG.	41.85
TW:WIW	6669.TW	WIWYNN CORPORATION	4365
TW:ACC	2345.TW	ACCTON TECHNOLOGY	1080
TW:AAI	3017.TW	ASIA VITAL COMPONENTS	1425
TW:ASU	2357.TW	ASUSTEK COMPUTER	697
TW:ESB	2884.TW	E SUN FINL.HLDG.	29.75

E. Datastream

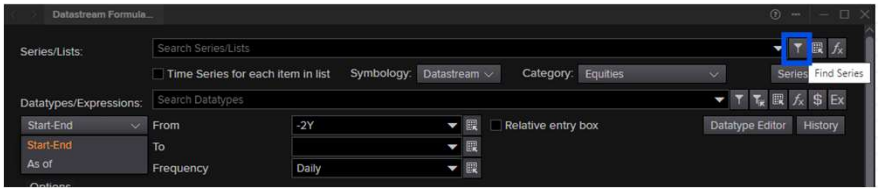

Find Series

Select the Items in Navigator -> Use

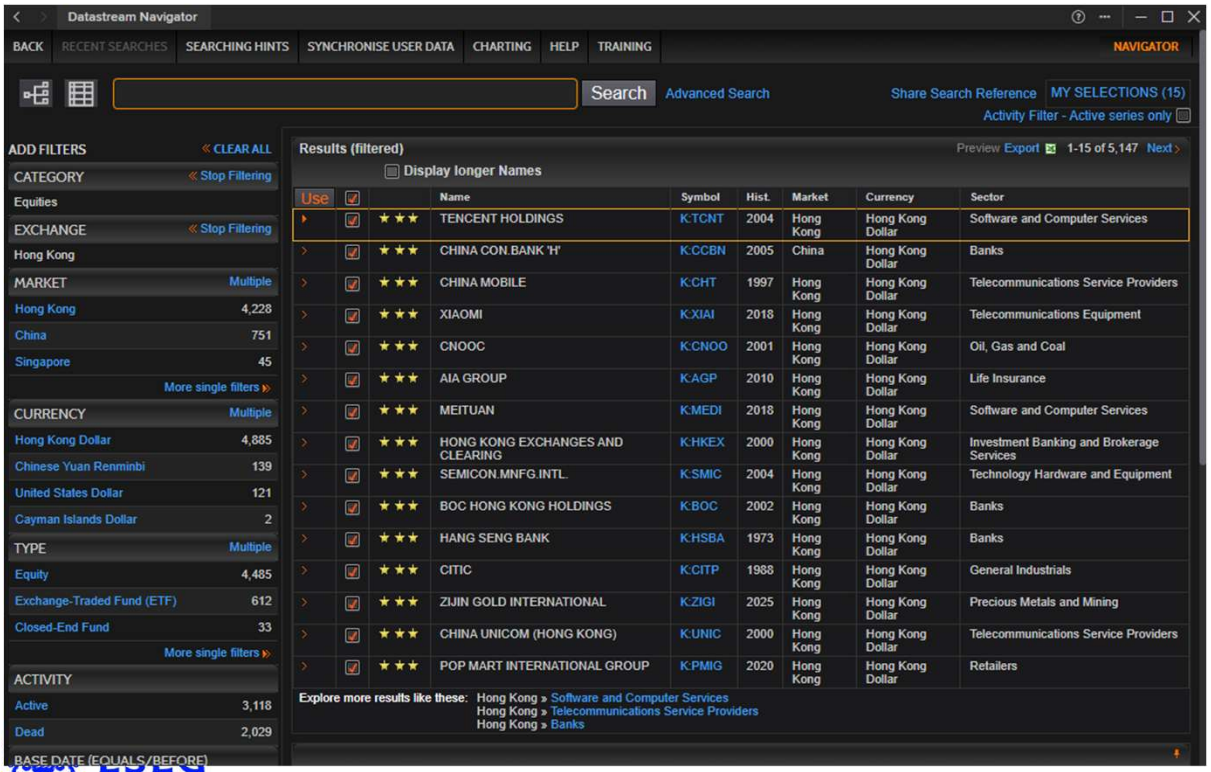

Macro Economic Data

Start	2014			
End	2025			
Frequency	Y			
Name	TW POPULATION VOLN	TW GDP CONA	TW INFLATION RATE NADJ	TW CPI NADJ
Code	TWPOPTOTP	TWGDP...D	TWCPANNL	TWCONPRCF
ESUNT	PERSON THO	TWD MIL	PERCENTAGE	INDEX
2014	23433.753	17311105	1.196107	94.83
2015	23492.074	17564746	-0.306789	94.54
2016	23539.816	17945024	1.394786	95.86
2017	23571.227	18602118	0.625552	96.45
2018	23588.932	19142600	1.35368	97.76
2019	23603.121	19727465	0.55962	98.3
2020	23561.236	20402197	-0.235685	98.07
2021	23375.314	21773291	1.971496	100
2022	23264.64	22357584	2.948288	102.95
2023	23420.442	22608347	2.492287	105.51
2024	23400.22	23701987	2.18239	107.81
2025				

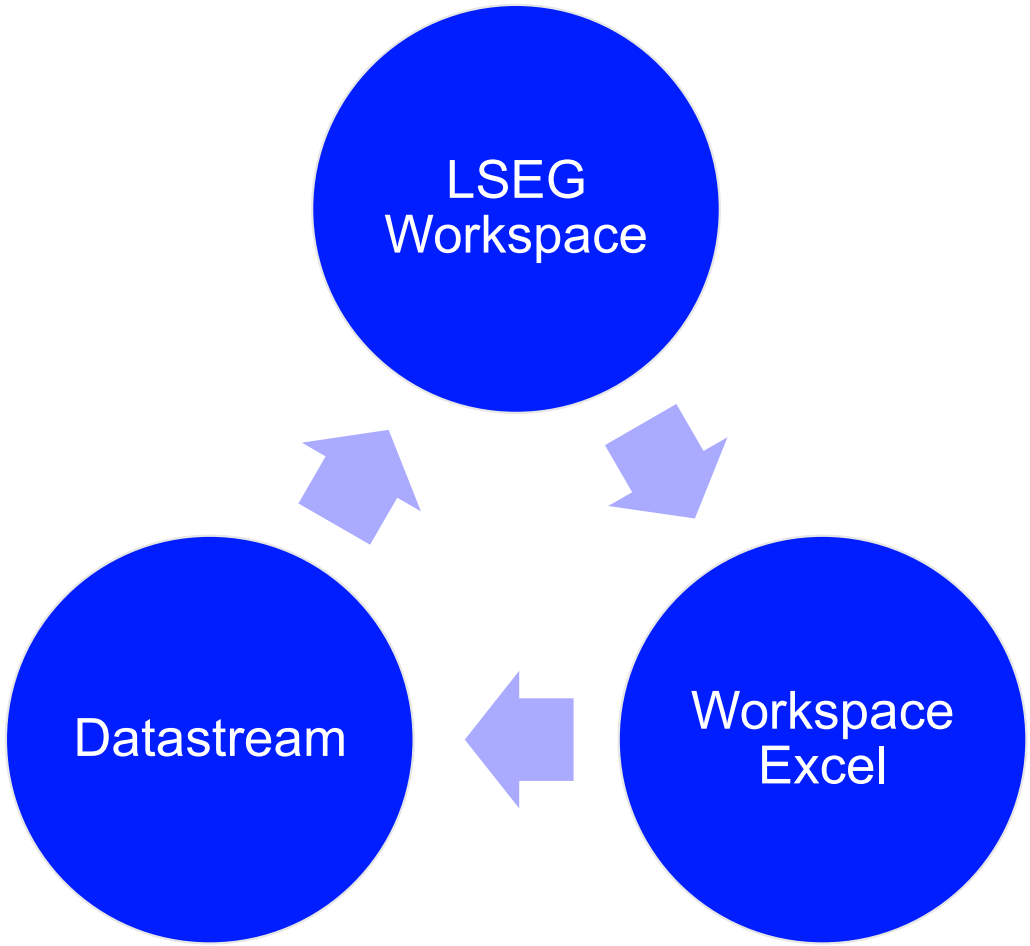
LSEG
Workspace
Workspace
Excel
Datastream

CONTINUOUS LEARNING WITH LSEG ACADEMY

We are here to help you realize the full value of your LSEG solution, through successful onboarding to continuous education.

Tailored Learning: Our team will proactively engage with you to share best practices, insights, new capabilities and how to integrate your new solution into your workflow.

Digital Learning Pathways: Access a curated selection of courses designed to align with your needs. Your progress can be tracked using the Learner Dashboard.

Learn Anytime, Anywhere: Access over 400 on demand learning courses, anytime, anywhere.

Instructor-Led Classes: We offer live interactive classes on how to use your new solution, delivered in your preferred language.

Market Insights & Intelligence: Hear from LSEG experts as they deliver market insights and intelligence using LSEG solutions.

Get Certified: Learn essential skills and get certified with our foundational certifications.

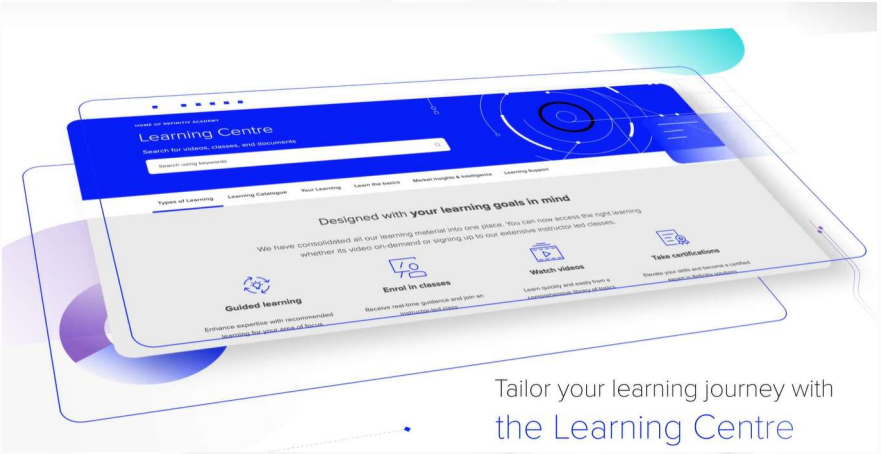

ACCESS LSEG ACADEMY'S LEARNING CENTRE

Need more specific training?
training@lseg.com

LSEG

LSEG Workspace Onboarding Learning: Universities

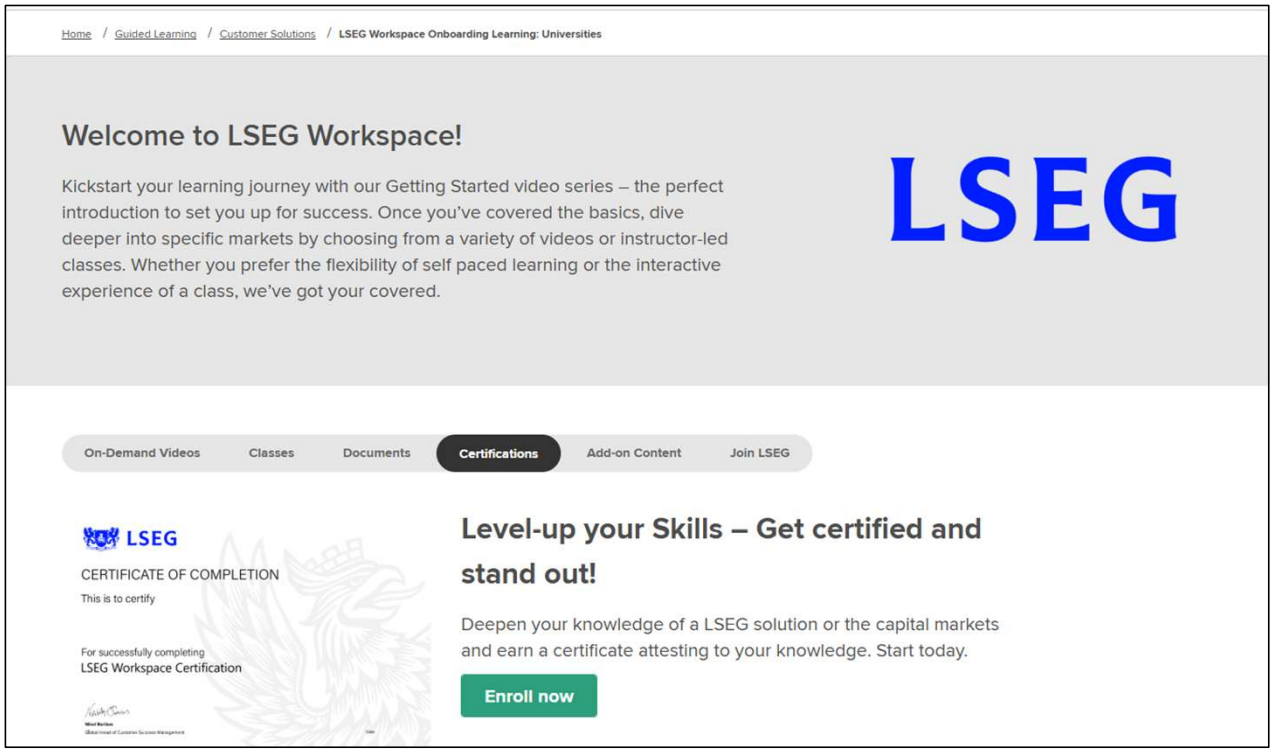

[LSEG Workspace Onboarding Learning: Universities | LSEG]

Graduate Programme (Hong Kong/ Singapore) / Junior Roles in Taiwan

Our Business Graduate programme

Apply now for our Business programme →

START DATE

September 2027

DURATION

12 Months

LOCATION

Sri Lanka, Hong Kong
India (Bengaluru)
Romania (Bucharest)
United Kingdom (London)
United States of America (New York)

QUALIFICATIONS

Any degree-level qualification.



LSEG Academy

Additional Resources

Contact Class Instructor

Edwin Kwan
Customer Success Manager
edwin.kwan@lseg.com
+ 852 2164 3208

HELPDESK & SUPPORT:

China Help Desk:	4006-399-215
	4008-811-408
Hong Kong Help Desk:	3009-5616
Korea Help Desk:	080-672-0880
Macau Help Desk:	2887-2287
Taiwan Help Desk:	0800-666-061

Get Support | MyAccount

Access Channels	Phone	Chat	MyAccount
Typical Response	20 seconds	60 seconds	60 minutes

LSEG

Q & A

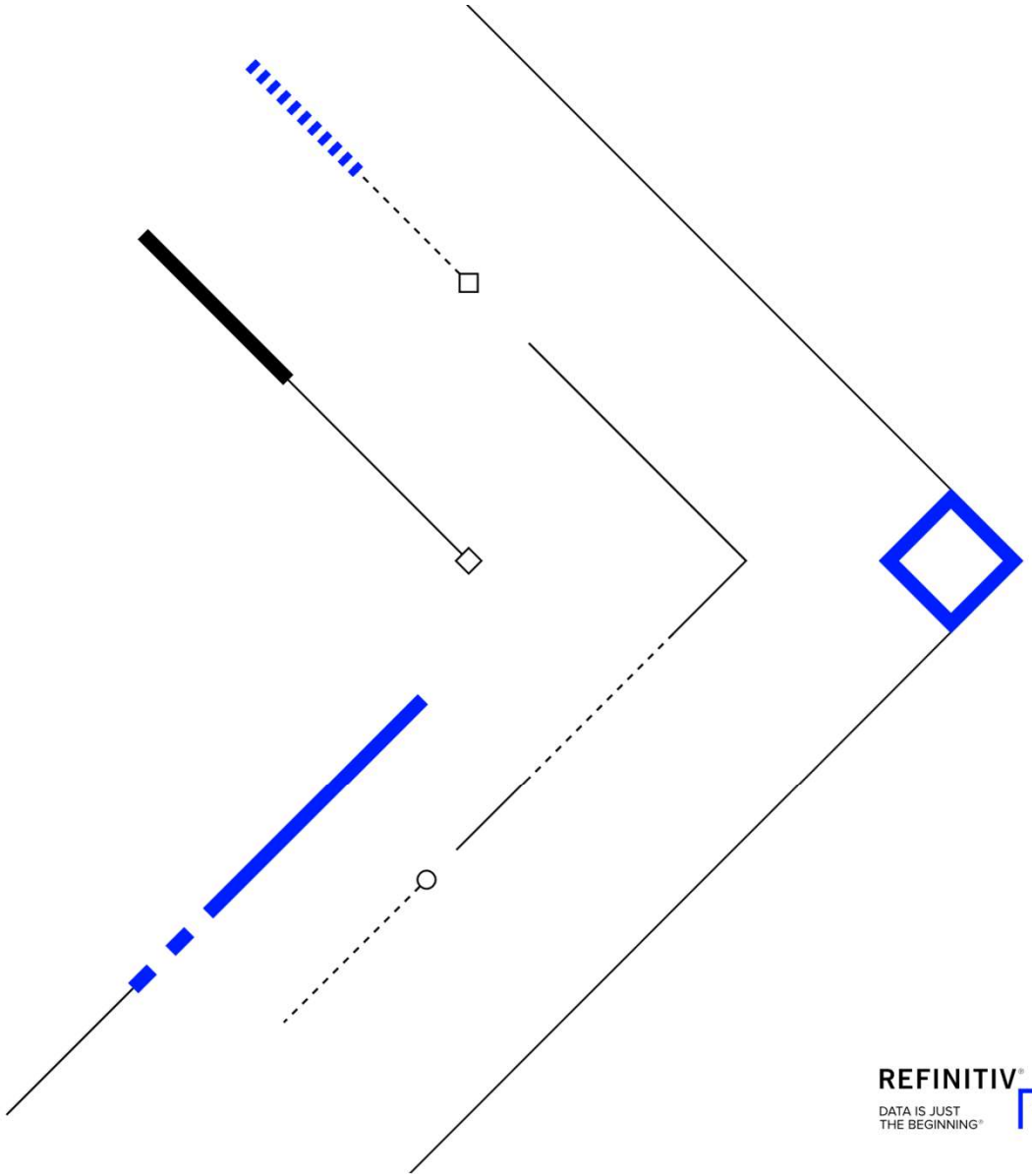

REFINITIV®
DATA IS JUST
THE BEGINNING®

Thank you